

AGRI-PLASTICS

The Calf Housing Specialist®



2024 PRODUCT CATALOG
BEGIN STRONG. STAY STRONG.

PROTECT YOUR VALUABLE CALVES

WITH THE WORLD'S TOUGHEST HUTCHES

The VanBuurens know firsthand the challenges involved in raising healthy dairy calves. As third-generation dairymen they began experimenting with hutch designs to provide a healthier, more comfortable environment for calves while improving efficiencies for their business. In 1995, they founded Agri-Plastics to provide local dairy farmers with a better option for housing and caring for your calves.

Over the years, Agri-Plastics listened and learned as other producers talked about their own calf housing challenges. And they responded with game-changing innovations that have since become industry standards.

Today, Agri-Plastics hutches are prized the world over for their unique durability, efficiency and ease of use. But at the heart of it all is a family true to its roots, delivering proven calf housing systems for dairy farmers, by dairy farmers.

We understand the value of your calves, and we're dedicated to helping you shelter your investment.



Joe VanBuuren, Founder of Agri-Plastics,
at his first trade show in California

AGRI-PLASTICS
The Calf Housing Specialist®



Darren VanBuuren,
President

DESIGNED FOR FARMERS, BY FARMERS

FOCUS
ON

5

**Reduce calf mortality
through Focus on 5.**

Agri-Plastics seeks to maximize animal welfare by focusing on 5 life-sustaining attributes of good calf housing. By developing our hutches with these attributes in mind, we are helping you improve the way you dairy.



YouTube



Why grow your business with Agri-Plastics?

Engineered for durability.

Rugged Agri-Plastics products are uniquely manufactured to withstand punishing weather extremes along with everyday wear and tear, calf after calf, year after year. The 10-year warranty on our calf hutches is proof of our commitment to durability.

Easier on calves, crew and you.

Because life on a dairy is rough enough, Agri-Plastics calf hutches are designed for maximum simplicity and ease of use at every stage, from assembling to cleaning.

“We really like how Agri-Plastics Indoor Calf Pens stay straight and clean. We are very impressed with how much thought has been put into them to make them user-friendly. Also the bottle holders work great!”

- E. Bleyenbergh, Iowa



VENTILATION

Agri-Plastics calf housing products are designed to maximize fresh air-flow while minimizing ammonia for improved calf health and comfort.



BEDDING

Your calves enjoy a cleaner, healthier environment, thanks to our unique bedding doors which enable quick and easy access for bedding.



TEMPERATURE

In all Agri-Plastics calf housing products, the temperature is always comfortable. We have designed our products with the calves in mind. There is plenty of airflow in our hutches and pens, allowing the temperature to be at a consistent rate all the time.



FEEDING

Agri-Plastics calf products are engineered to optimize food intake and safety, from colostrum to concentrate.



MANAGEMENT

When you're backed by The Calf Housing Specialist, managing your investment is easier and more cost-effective than ever!

Contact Us:

Toll-Free: 1-888-231-3575
info@calfhutch.com

United States Mfg. Plant/Head Office
701 East Elm Street, Sidney, NE 69162
Tel: 1-308-254-1137 / 888-231-3575
Fax: 1-308-254-4527

Northeastern US Warehouse
3731 Luker Road, Cortland, NY 13045
Tel: 1-607-591-7910 / 888-231-3575

Canada Mfg. Plant /Head Office
7793 Young Street, Grassie, ON
Canada LOR 1M0
Tel: 1-905-945-3116 / 888-231-3575
Fax: 1-905-945-9804

Canada Warehouse
1238 Nellis Street,
Woodstock ON, Canada N4T 1N9
Tel: 1-226-204-0196 / 888-231-3575

**Europe / CIS / Middle East
International Sales Office**
Knock na Creva,
Athenry Co. Galway, Ireland
Tel: +353 91 399903
intsales@agri-plastics.net

CALF HOUSING SELECTION GUIDE

Regardless of your facility's setup and calf needs, Agri-Plastics has the solutions to shelter your investment.

Our hutches are built to last, while saving you time and maintaining herd health. Our innovations are based on our own experiences raising calves and decades of experience in calf rearing.

Climate Control

Whether you live in extreme heat or bitter cold, your particular climate will affect which features matter most to you and your calves' health. That's why Agri-Plastics offers hutches with right or left offset doors or full openings to accommodate varying climates.

Built for Your Operation

At Agri-Plastics, we understand that calf housing is never "One Size Fits All." What works for a small dairy most likely will not work for a large operation, so we offer a variety of options and sizes to make sure you can find the best fit for your operation.



Individual Calf Housing Options



Starter Pens

STARTER PEN

For calves 0-10 days old
Set directly on the ground or use our optional Elevated or Movable Starter Pens.

Flex Hutches



NEW

DryZone Slat Floor, See pages 11 and 17

FLEX-HUTCH

For up to 8 week old calves
Sturdy construction accommodates two or three calves; cleanup and maintenance are easy, economical and efficient.

Deluxe SSL Space Saver Calf Hutch

Deluxe SL Calf Hutch

Deluxe EXL Extra Large Calf Hutch



DELUXE AND RANCHER CALF HUTCHES

SSL Hutch for calves up to 4 weeks,
SL Hutch for calves up to 10 weeks, EXL Hutch for calves up to 12 weeks

The Deluxe SSL Space Saver Calf Hutch works well for shorter periods of time or smaller calves. These hutches facilitate airflow, comfort and cleanliness.

For standard growth periods of up to 10 weeks of age, turn to the Deluxe SL Standard Length Calf Hutch. Most popular for weaned calves. Choose between side or rear feeding options.

The Deluxe EXL Extra-Large Calf Hutch accommodates longer growth periods up to 12 weeks. The wider Dual XL Hutch is for paired calves up to 8 weeks of age.



Multi Calf Housing Options



ULTRA FLEX-PEN™

For Single or Paired Calves up to 12 week old calves

This innovative solution to calf housing allows calves to be housed individually or grouped together via the easily detachable center panel.



DUAL XL CALF HUTCH

*Dual XL
Deluxe
Calf Hutch*

For up to 8 week old calves

Same great features as our Single Calf Hutch line but made for paired calves. Features a wider, taller door opening, plus the ultimate in rear ventilation control.

*Supreme Buddy
Hutch*



SUPREME BUDDY HUTCH AND GROUP HUTCH

Supreme Buddy Hutch for calves up to 14 weeks

Group Hutch for calves up to 20 weeks (when using Transition Pens)

Helps reduce calf stress by pairing calves in one hutch. Ease your calves' transition from hutches to group housing by using our group hutches.



*Group
Hutch*



STARTER PEN SELECTION GUIDE

Available in 3 options: Standard, Elevated, Movable • For Single Calves 0-10 days old

The Starter Pen from Agri-Plastics is designed to this specific size so you can easily train your calves to drink properly and get them off to a healthy start. These units are just for short term use before moving your calves to your Calf Hutches, larger Indoor Pens, off-site Calf Ranch, Group Housing or Robotic Feeding setups.

The Elevated Starter Pen is designed for optimal drainage. It is made with a slatted floor that sits above the ground on galvanized metal legs. The Movable Starter Pen has two swivel wheels with brakes and two rigid wheels that are mounted directly to the slatted floor which makes it convenient for changing locations.

1. CHOOSE MODEL:



Standard Starter Pen
AGRI-6000B (Bottle)
AGRI-6000T (Teat Bucket)



Elevated Starter Pen
AGRI-6013B (Bottle)
AGRI-6013T (Teat Bucket)



Movable Starter Pen
AGRI-6014B (Bottle)
AGRI-6014T (Teat Bucket)

2. CHOOSE FRONT:



Teat Bucket Feeding



Bottle Feeding

2. CHOOSE FEEDING OPTIONS:



Pail Ring
AGRI-6005



10 Qt. Pail
AGRI-1049H



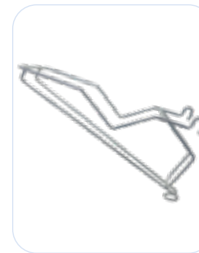
Teat Bucket
AGRI-4009



Early Starter Bowl
AGRI-1066



Plastic Fence Mount
Bottle Holder
AGRI-2003



Wire Bottle Holder
AGRI-7024



2 and 3 Qt. Bottles
AGRI-1070/1071
(Nipples sold separately;
see Page 33)

STANDARD FEATURES:



Slam latch



Rear Rotary Venting



Flip for easy cleaning



Easy lifting



Heat Lamp Holder
AGRI-6009

ELEVATED/MOVABLE FEATURES:

OPTIONS:

“Our Starter Pens work well in the colder months to help get calves warmed up and dried off. With a heat lamp on them they get a better start with less stress in the first few days of life”.

– Greenmoor Farms



TIP: Remove the front door, and use the Starter Pen as a Cuddle Box.



TIP: Add an extra layer of warmth by attaching a heat lamp.
Heat Lamp Holder: AGRI-6009
(Lamp/Light bulb not included.)

WHAT SETS OUR CALF PENS APART

By giving your newest calves housing designed specifically to meet their needs, you can help your calves get off to a great start. Our Elevated Starter Pens are made with slatted floors to help improve ventilation and are easy to flip to clean for proper hygiene.





ULTRA FLEX-PEN™ FOR SINGLE & PAIRED CALF HOUSING

Available in 4 options: Starter Kit, Add-On Kit, Wall Mount Starter Kit, and Wall Mount Add-On Kit 5', 6', 7' Foot Depths • For Calves up to 12 weeks old

Your calves are a valuable investment. Protect them from stress with the exclusive Ultra Flex-Pen System from Agri-Plastics. The system can transform from single to group housing—and back again—simply by detaching the side panels. This innovative, stand-alone solution allows calves to be housed

individually, then grouped together when health permits. Molded from super tough polyethylene, this system is super lightweight and durable. These units assemble quickly with easy-glide rods, and are packed with features to make it easy for producers and safe for calves.



1. CHOOSE KIT TYPE: (7' PEN SHOWN; SEE PAGE 30 FOR ALL PRODUCT NUMBERS)



Starter Kit
7 1/2.1m Panel



Add-On Kit
7 1/2.1m Panel



Wall Mount Starter Kit
7 1/2.1m Panel



Wall Mount Add-On Kit
7 1/2.1m Panel

2. CHOOSE PEN SIZE: (STARTER KIT SHOWN)



5' / 1.52m Ultra Flex-Pen

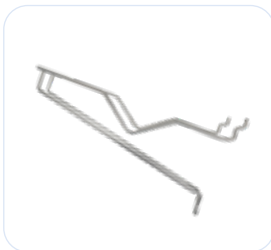


6' / 1.83m Ultra Flex-Pen



7' / 2.1m Ultra Flex-Pen

3. CHOOSE FEEDING OPTIONS:



Flex-Pen Wire
Bottle Holder AGRI-7124



Bottles and Nipples
(sold separately)
See page 33



Early Starter Bowl
AGRI-1066



Double-Sided Hay
Feeder AGRI-7025




Teat Bucket
AGRI-4009

Group Housing Bar connects pens for group calf housing



Shown: 1 Starter Kit +
2 Add-On Kits + 1 Group Housing Bar

5' Bar: AGRI-7113
6' Bar: AGRI-7114
7' Bar: AGRI-7115



Integrated Sliding Side Vents to comply with specific regional regulations



TIP: Elevate indoor pens with our new DryZone Slatted Floor System. Shown with four 2'W x 8'L Slats. See page 11 for more information.

STANDARD FEATURES:



Back Panel opens for easy cleaning



Ultra Rear Venting for maximum airflow



Secure, Easy-Grip Locking Handle




EZ Glide Panels make it easy to convert single pens to group pens



Bi-Swing Front Doors for entry/exit flexibility

NEW



OPEN AIR FLEX-PEN™

FOR SINGLE & PAIRED CALF HOUSING

Available in 4 options: Starter Kit, Add-On Kit, Wall Mount Starter Kit, and Wall Mount Add-On Kit
5', 6', 7' Depth Options • 36" or 48" Width Options • For Calves up to 12 weeks old

Introducing the Open Air Flex-Pen System – it offers all the great benefits of the Ultra Flex-Pen, includes front and rear metal panels made from hot-dipped galvanized steel. The front feeding door and rear panel facilitate excellent air circulation while providing convenient visual access to monitor your calves. Like its Ultra Flex-Pen

counterpart, this system effortlessly transitions from single to group housing, simply by detaching the side panels. Integrated Sliding Side Vents complies with specific regional regulations. These innovative solutions allow for versatility with single, paired or group housing. Use the Group Housing bar to connect multiple pens.

1. CHOOSE KIT TYPE: (5' PEN WITH 36" DOOR SHOWN; SEE PAGE 31 FOR ALL PRODUCT NUMBERS)



Starter Kit:
5'/1.52m Panel



Starter Add-On Kit:
5'/1.52m Panel



Wall Mount
Starter Kit:
5'/1.52m Panel



Wall Mount
Add-On Kit:
5'/1.52m Panel

2. CHOOSE PEN SIZE: (7' STARTER KIT WITH 48" DOOR SHOWN)



5' / 1.52m
Open Air Flex-Pen



6' / 1.83m
Open Air Flex-Pen




7' / 2.1m
Open Air Flex-Pen

3. CHOOSE FEEDING OPTIONS:



Wire Bottle Holder
AGRI-7024



Chute Wire Bottle Holder
AGRI-8013



Bottles and Nipples
(sold separately)
See page 33



Universal Hanging
Grain Feeder
AGRI-2444



Milk Bar Calf Buddy
1 / 9L Feeder
AGRI-MB CB 1-9L



Early Starter Bowl
AGRI-1066



Double-Sided
Hay Feeder
AGRI-7025

OPEN AIR PEN FEATURES:



Bi-swing Front Door



Easy Rear Door Access



Latching
System



Group Housing Bar connects pens for group calf housing.

5' Bar: AGRI-7113
6' Bar: AGRI-7114
7' Bar: AGRI-7115


DRYZONE* SLATTED FLOOR FOR INDOOR PEN SYSTEMS

Features:

- Reduce bedding consumption
- Universal design
- Modular slatted platform for floor plan flexibility
- Enhances animal welfare
- Textured surface for traction
- Optional Quick-Lock Legs elevate platform for optimal drainage and air flow
- Position Brackets aid alignment and stability

Introducing DryZone Slatted Flooring, the ultimate choice for high-quality plastic flooring for calf operations. This is an exceptionally robust and enduring flooring solution that enhances calf welfare by providing better airflow and maintaining a clean and dry environment for the calves.

* Patent Pending.



AGRI-8008 Floor Specifications: 8' L x 2' W x 1.625" H / 244 cm L x 61 cm W x 4 cm H
Weight: 28 lbs. / 12.7 kg

LEGS AND HARDWARE:



AGRI-8009 Floor Specifications: 4' L x 2' W x 1.625" H / 123 cm L x 61 cm W x 4 cm H
Weight: 14 lbs. / 6.4 kg

6' Connector Rail AGRI-8045 (for 5' and 6' Indoor Pens)
Connects 3 Slatted Floors. Includes mounting hardware.

8' Connector Rail AGRI-8046 (for 7' Indoor Pens)
Connects 4 Slatted Floors; Includes mounting hardware.

TIP: Connect the slatted sections using rails, enabling the lifting of larger floor portions for simpler cleaning without requiring separate dismantling.



Slats stay together with a simple Connector Pin



Use Connector Rails to combine 3-4 Slat Sections



Quick-Lock Legs elevate platform for optimal drainage and airflow



Position Brackets on the back and sides keep pens from moving





DELUXE CALF HUTCH SELECTION GUIDE

Single Calf Housing - Available in 2 sizes: SL (Large) and EXL (Extra Large)

Our rugged hutches are engineered to not only shelter your livestock, but to dependably serve you, even after years of rough daily use. Choose from two different sizes - the SL Large Deluxe Calf Hutch or the EXL Extra Large Deluxe Calf Hutch. All systems come ready to use with industry-first Bottom Rear Airflow Vents,

Adjustable Roof Vent and All-in-1 Rear Door. Includes Inside Double Pail Holder and two 10 Quart Pails. You choose the side door location for a truly customized housing solution. Agri-Plastics calf hutches are used world-wide to shelter and protect calves, and to grow your investment.

1. CHOOSE HUTCH MODEL Includes: Side Door, 2 Pails, Double Pail Holder, Top Vent, All-in-1 Rear Door, and 2 Bottom Airflow Vents.

SL Deluxe Hutch: For Up to 10 week old calves

Choose from: Left, Right or Full Door Opening, Left or Right Feeding Door. **AGRI-2016**



EXL Deluxe Hutch: For Up to 12 week old calves

Choose from: Left or Right Feeding Door. **AGRI-1045**



2. CHOOSE FEEDING OPTIONS:



Hutch Mount Bottle Holder **AGRI-2002**
(EXL Hutch includes front and rear molded-in bottle holders)




2, 3, 4 Qt. Bottles and Nipples (sold separately) See page 33



Early Starter Bowl **AGRI-1066**



Universal Hanging Grain Feeder **AGRI-2444**



Milk Bar Calf Buddy 1 / 9L Feeder **AGRI-MB CB 1-9L**

3. CHOOSE CONFINEMENT OPTIONS:




SL / EXL Tether Bar Kit **AGRI-2017 /1017**



SL / EXL Front Plastic Pipes **AGRI-2041/1041**

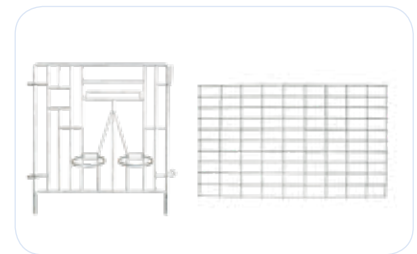


Easy Front Feeding Door **AGRI-1073N**



Weather Cover **AGRI-4013** **TIP:** Protect pails with Weather Cover

4. CHOOSE FENCE STYLE:



Heavy Duty Front Panel and Side Panels (See Page 35)



INDUSTRY 1ST Adjustable roof vent can slide to control ventilation


All-in-1 Rear Door



INDUSTRY 1ST Bottom Airflow Vents

STANDARD FEATURES:

ALL-IN-1 DOOR FEATURES:



Wire Fence
4 Cut Options
(See Page 35)



Supreme Fence
SL: AGRI-1800 /
EXL: AGRI-1900



Roof Vent can slide to control ventilation



2 Bottom Airflow Vents



Flap door opens for ventilation



Open to add bedding



Open to add feed/water



RANCHER CALF HUTCH SELECTION GUIDE

Single Calf Housing • Add extra living space with Exterior Fencing

Agri-Plastics has refined their calf hutch line with more customized feeding and configurations. These calf hutches are built tough, designed for labor efficiency and stand up to the demands. The optional Quick Attach Pail has an integrated latch hook so your calves don't knock off the

pails. We also have more wire fencing choices than anyone else like our 4" Grid Wire Panel for smaller breeds, Supreme Fence or HD Front Panel which is a hybrid version of our Supreme Fence. Innovation and variety make Agri-Plastics the #1 choice in the industry.

1. CHOOSE HUTCH MODEL Includes: Top Vent, All-in-1 Rear Door, 2 Bottom Airflow Vents.

SSL Hutch Rancher System:
For up to 4 week old calves
AGRI-5001R



SSL shown with optional Wire Fence and Accessories

SL Hutch Rancher System:
For up to 10 week old calves
Choose from: Full / Right / Left Door Opening
AGRI-2016R



SL shown with optional Wire Fence and Accessories

EXL Hutch Rancher System:
For up to 12 week old calves
AGRI-1045R



EXL shown with optional Wire Fence and Accessories

2. CHOOSE FEEDING OPTIONS:



Quick Attach Pail
AGRI-1056 (without handle)
AGRI-1056H (with handle)



Single Holder/Pail Kit
AGRI-1131N (without handle)
AGRI-1131H (with handle)
*Kit include 1 Single Holder, 1 Pail




Double Holder/Pail Kit
AGRI-1130N (without handle)
AGRI-1130H (with handle)
*Kit include 1 Dbl. Holder, 2 Pails

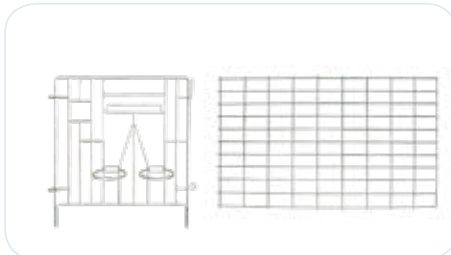


TIP: Our All-in-1 Rear Door gives quick access to bedding and feeding. Vents provide extra ventilation.

3. CHOOSE FENCE STYLE:



Wire Fence /
4 Cut Options (See Page 35)



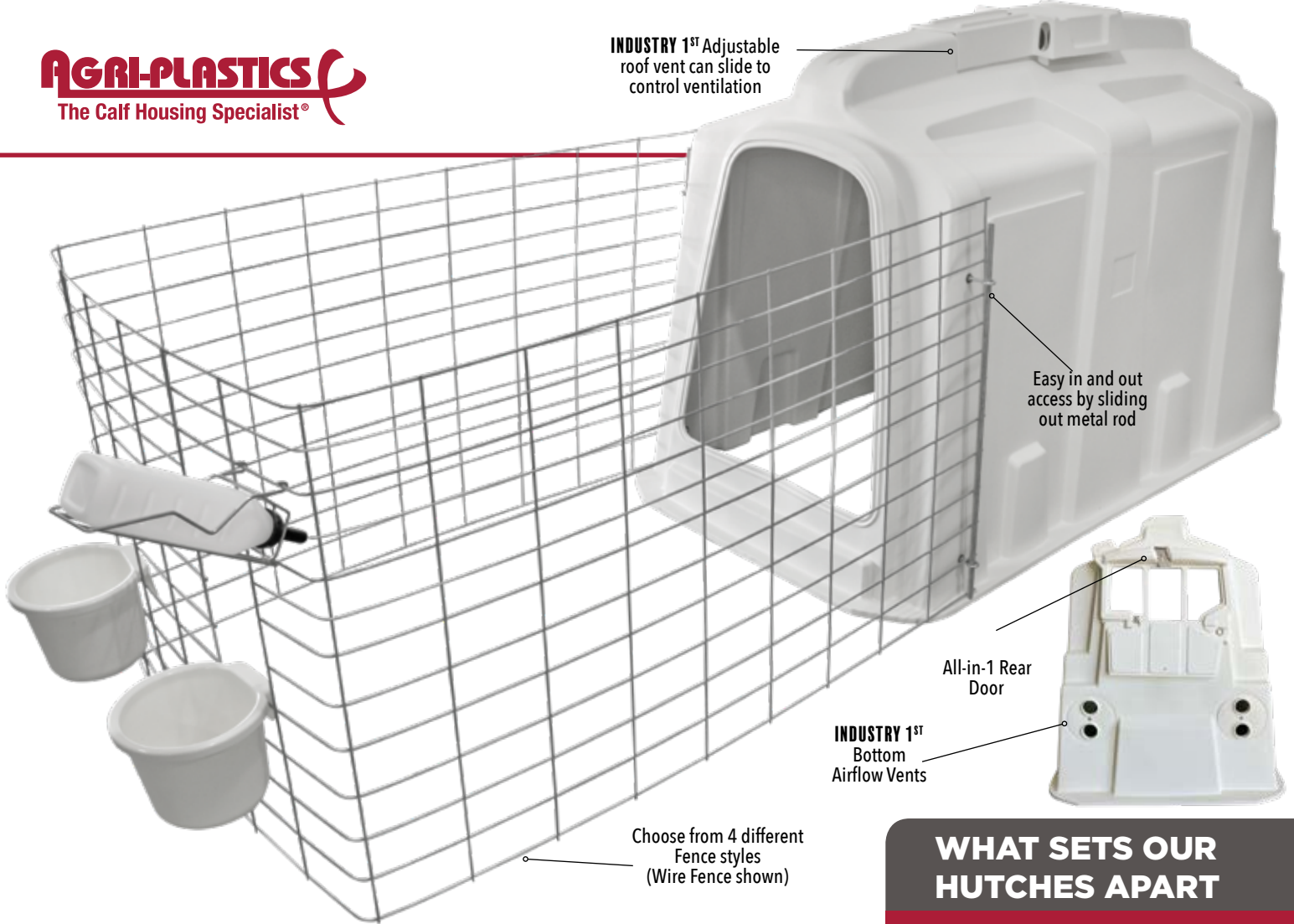
Heavy Duty Front Panel and Side Panels
(See Page 35)



EXL Supreme Fence
AGRI-1900



SL Supreme Fence
AGRI-1800



WHAT SETS OUR HUTCHES APART

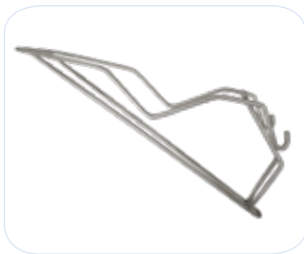
The only Rear Door that does it all: ventilation, bedding and the option to rear feed. This door also has a built-in leaning edge for easy cleaning. This prevents the hutch from falling over when pressure washing. Only one person required for cleaning.



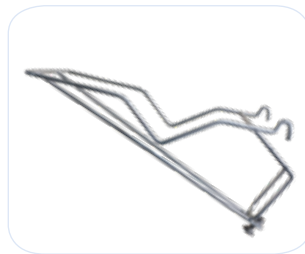
4. CHOOSE BOTTLE HOLDER:



Plastic Fence Mount
Bottle Holder AGRI-2003



Wire Bottle Holder
(for 4" Grid) AGRI-2014



Wire Bottle Holder
(for 6" Grid) AGRI-2005

5. FEEDING ACCESSORIES:



Weather Cover
AGRI-4013



Teat Bucket
AGRI-4009




Early Starter Bowl
AGRI-1066



2, 3, 4 Qt. Bottles & Nipples
(sold separately)
See page 33



Universal Hanging
Grain Feeder
AGRI-2444



Milk Bar Calf Buddy
1 / 9L Feeder
AGRI-MB CB 1-9L



FLEX-HUTCH™* SELECTION GUIDE

Available in Two Calf or Three Calf Configurations For calves 0-8 weeks old

Each Flex-Hutch can house two or three calves depending on your choice of configurations. The Flex-Hutch can be placed directly on the ground or it can also be mounted on an elevated slatted floor. The sturdy plastic construction is easier and less expensive to maintain than wooden hutches while lasting up to four times as long, saving you time, money and headaches.* Patented

Flex-Hutch Features:

- Cleans and sanitizes easily, so you can put it back in service with zero downtime
- Simplifies chores such as bedding, feeding, watering and cleaning
- Provides shelter against all types of weather
- Adjustable, hinged Flex-Roof Cover™ opens in one easy movement
- Adjustable Rear Door allows single-motion ventilation control
- Comes with Pails and Pail Rings
- 10-year limited warranty

1. CHOOSE HUTCH MODEL:

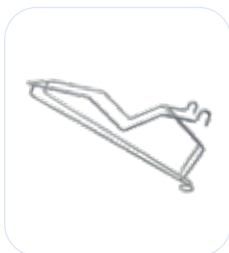
Two Calf Flex-Hutch AGRI-8002



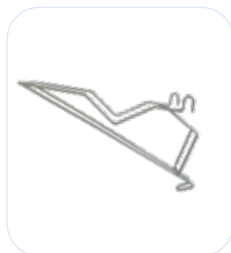
Three Calf Flex-Hutch AGRI-8001



2. CHOOSE FEEDING OPTIONS:



Wire Bottle Holder
AGRI-7024



Chute Wire Bottle Holder
AGRI-8013



2, 3, 4 Qt. Bottles*
AGRI-1070 /
1071 / 1074
(Nipples sold separately;
see Page 33)

NEW



Milk Bar Revolution
Snap On Nipples
Yellow Training: AGRI-MBCOL
Black: AGRI-MBREV-1

NEW



Universal Hanging
Grain Feeder
AGRI-2444



Early Starter Bowl
AGRI-1066

STANDARD FEATURES:



Easy, one-step rear vent control




Pails and Pail Rings



Hinged Flex-Roof Cover™

DRYZONE* SLATTED FLOOR For Hutches



DryZone Slatted Floor Features:

- Modular slatted platform for floor plan flexibility
- Enhances animal welfare
- Reduce bedding consumption
- Textured surface for traction
- 8'L x 2'W Sections (Flex Hutch uses 3)
- Universal design
- Removable Flex-Hutch Position Brackets

Introducing DryZone Slatted Flooring, the ultimate choice for high-quality plastic flooring for calf operations. This is an exceptionally robust and enduring flooring solution that enhances calf welfare by providing better airflow and maintaining a clean and dry environment for the calves.

* Patent Pending.

ELEVATE HUTCH WITH DRYZONE FLOORS:



Three 8'L x 2'W x 1.625"D DryZone Slat Sections shown with Brackets and Hardware Kit (not included) AGRI-8008



Flex-Hutch Position Brackets AGRI-8044



DryZone Hardware Kit (Wood not included) AGRI-8042



DUAL XL Deluxe Hutch

FOR PAIRED CALF HOUSING

For Paired Calves up to 8 weeks old

Life is a balancing act. We in the Dairy Industry have to be mindful of our marketplace. Many purchasers of our calf housing products prefer calves to be raised and prosper in an enhanced environment. Agri-Plastics has taken the lead in producing such a housing system. We have balanced cost-effectiveness and growth efficiency using a companionship platform. The Dual XL Deluxe Hutch addresses the standards that govern us. The Dual XL Deluxe Hutch boasts the largest XL

calf hutch growing area to achieve this efficiency and comfort. It supplies the space that allows calves to co mingle at a young age and meets calf housing regulations for buddying two calves. Two calves in one hutch promotes companionship and competitiveness, which research has proven to help achieve optimal growth. Efficient growth = positive ROI. Couple these benefits with one of the best warranties in the industry and get a winning combination with the Dual XL Hutch.

1. CHOOSE HUTCH:



Shown with Full Door Opening, All-in-1 Rear Door, 3 Standard Bottom Rear Vents, and 2 Optional Top Rear Vents

Dual XL Hutch Deluxe:

Choose from: Left, Right or Full Door Opening. Includes: 2 Side Doors, 2 Double Pail Holders, 4 Pails, Top Vent, All-in-1 Rear Door, and 3 Bottom Rear Airflow Vents. **AGRI-1047**

2. CHOOSE SIDE DOOR POSITION:



Choose from Right Front or Right Rear Side Door for bedding or feeding



Choose from Left Front or Left Rear Side Door for bedding or feeding



INDUSTRY 1ST: Shown with 3 Standard Bottom, Rear Vents, 2 Optional Top Rear Vents and All-in-1 Rear Door

3. CHOOSE BOTTLE HOLDERS:



Plastic Hutch Mount Bottle Holder AGRI-2002

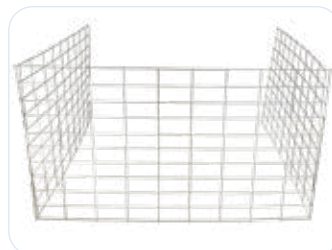


Plastic Fence Mount Bottle Holder AGRI-2003

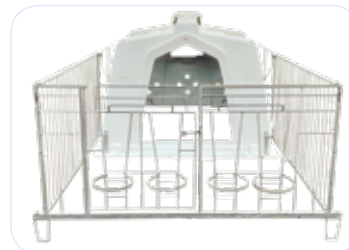
4. CHOOSE CONFINEMENT OPTIONS:



Dual XL Front Plastic Pipes AGRI-6041




Dual XL Wire Fence (Uncut) AGRI-2012



Dual XL Supreme Fence AGRI-1700



Wire Bottle Holder AGRI-2014



INDUSTRY 1ST
Adjustable
Sliding Roof Vent

INDUSTRY 1ST
Stay-open
feeding
doors provide
additional
ventilation

Extra
door height
accommodates
longer growth
stage

Includes
2 pail holders
and 4 pails

4 locations
for Optional
Side Bedding
Doors

Versatility for Feeding/Bedding

Side Feeding/Bedding Doors make it easy to access pails and provide additional ventilation. Close doors for weather protection. The rear All-in-1 Door has adjustable slats or can be opened fully for ventilation or bedding access.



5. FEEDING ACCESSORIES:



2, 3, 4 Qt. Bottles and Nipples (sold separately)
See page 33



Weather Cover
AGRI-4013



Teat Bucket
AGRI-4009



NEW

Universal Hanging
Grain Feeder
AGRI-2444



NEW

Milk Bar Calf Buddy
1 / 9L Feeder
AGRI-MB CB 1-9L



NEW

Milk Bar Calf Buddy
2/20L Feeder:
AGRI-MB CB2-20L




DUAL XL Rancher Hutch

FOR PAIRED CALF HOUSING

For Paired Calves up to 8 weeks old • Largest inside growing area for 2 calves

This new system has all the same features of the new Dual XL Deluxe Hutch but without the Side Feeding Doors. Feed on the outside with three different fence options. The Dual XL Rancher Hutch boasts the largest inside growing area to achieve efficiency and comfort. It supplies the space that allows calves to commingle at a young age and meets calf housing regulations for buddying two calves. Two calves in one hutch promotes

companionship and competitiveness, which research has proven to help achieve optimal growth. Efficient growth = positive ROI. Couple these benefits with one of the best warranties in the industry and get a winning combination with the Dual XL Hutch.



Shown with Full Door Opening, Optional Wire Fence, 2 Double Holder/Pail Kits and 2 Fence Mount Bottle Holders

1. CHOOSE HUTCH:

Dual XL Hutch Rancher System:

Full Door Opening. Includes: Top Vent, All-in-1 Rear Door, and e3 Bottom Airflow Vents.
AGRI-1047R

2. CHOOSE BOTTLE HOLDERS:



Plastic Fence Mount Bottle Holder
AGRI-2003



Wire Bottle Holder (for 4" Grid)
AGRI-2014

3. CHOOSE FEEDING OPTIONS:



NEW! Quick Attach Pail
AGRI-1056 (without handle)
AGRI-1056H (with handle)

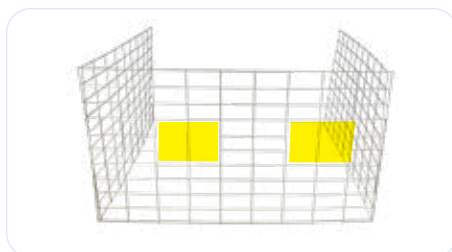


Single Holder/Pail Kit
AGRI-1131N (without handle)
AGRI-1131H (with handle)
*Kits include
1 Single Holder, 1 Pail

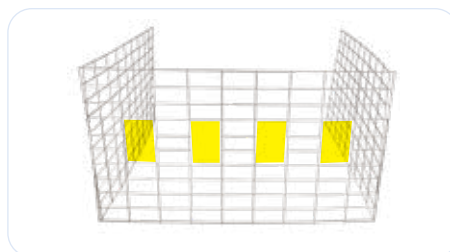


Double Holder/Pail Kit
AGRI-1130N (without handle)
AGRI-1130H (with handle)
*Kits include
1 Dbl. Holder, 2 Pails

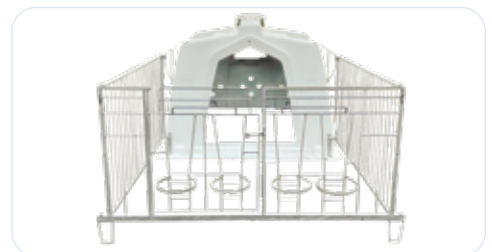
4. CHOOSE CONFINEMENT OPTIONS:



Dual XL Wire Fence (for Double Holder/Pail Kit)
AGRI-2012D



Dual XL Wire Fence (for Single Holder/Pail Kit or Quick Attach Pails)
AGRI-2012S



Dual XL Supreme Fence
AGRI-1700



The Ultimate in Ventilation Versatility and Control

Our **INDUSTRY 1ST** Rear Rotary Vents are rounded, keeping your calves' hooves and legs safe from any cuts or scrapes. Simply rotate the vent to control the level of air flow. The Dual XL Rancher Hutch comes with three standard Bottom Rear Vents. Add two more optional Top Rear Vents for even greater ventilation. In addition to the Rear Vents, our All-in-1 Rear Door increases air flow capacity by 82%. The door can also be opened fully for greater ventilation or feed/bedding access.



5. FEEDING ACCESSORIES:



2, 3, 4 Qt. Bottles and Nipples (sold separately)
See page 33




Weather Cover
AGRI-4013



Teat Bucket
AGRI-4009



NEW
Universal Hanging Grain Feeder
AGRI-2444



NEW
Milk Bar Calf Buddy
1 / 9L Feeder
AGRI-MB CB 1-9L



NEW
Milk Bar Calf Buddy
2/20L Feeder:
AGRI-MB CB2-20L



SUPREME BUDDY HUTCH FOR PAIRED CALF HOUSING

For Paired Calves 0-14 weeks old

This modified Group Hutch works perfectly for paired newborn calves for accelerated calf growth. By pairing calves together, stress is reduced and their overall health and development is improved. Benefits of paired housing include: reduced weaning distress, faster weight gain, promotion of solid feed intake, increased socialization, and minimized cross-suckling. Calves can be housed together or separate, based on the needs and preference of the producer. **AGRI-4060**

INDUSTRY 1ST Swing-Up doors provide protection and ventilation control with slatted windows



“Calves are the future of our dairies. This system helps us achieve incredible performance in our calf program.”



- Laura Raatz of Wagner Farms,
Agri-Plastics Calf Specialist Advisor

1. CHOOSE FEEDING OPTIONS:



Bottle Holder:
Fits 2, 3, 4 Qt.
Bottles. AGRI-2002



2, 3, 4 Qt. Bottles
and Nipples (sold
separately)
See page 33



Milk Bar
Calf Buddy
2/20L Feeder:
AGRI-MB CB2-20L



Milk Bar
Calf Buddy
2/20L Feeder Lid:
AGRI-MB CB2 LID



Side Door Hay
Feeder: Includes
Side Door Cover.
AGRI-2052



Universal Hanging
Grain Feeder
AGRI-2444

STANDARD FEATURES:



4 Pails and 4 Pail Rings



Slam Latch



Bi-Swing Front Doors



Rear Grid Guard

User-friendly features make it easy for both producer and calf




Multi-Positional Awning provides shade and protection from inclement weather. Shown with optional Weather Cover Extension (not included)



Supreme
Buddy Hutch
AGRI-4060

**ADDITIONAL
ACCESSORIES:**



Lift Kit
AGRI-4034N



Early Starter Bowl
AGRI-1066



Weather Cover Extension
attaches to Roof Awning
AGRI-4077



Removable
Center Panel
AGRI-4078





GROUP HUTCH FOR PAIRED OR GROUP CALF HOUSING

INDUSTRY 1ST
Swing Up Rear
Bedding Door



Ridge Vents
for Airflow

One-Piece
Construction

Truly
Opaque

Integrated
Poly Skid

For Group Calves up to 20 weeks old*

Stress can be detrimental to calf health and growth. Our Group Hutches are designed to ease the transition from individual to group housing, and to make it easier for your crew to provide the best care. The Swing-Up Rear Bedding Door makes it easier to add bedding, facilitates cleaner housing and raises healthier calves. This hutch is molded in one piece for superior strength that will withstand tough conditions. Our group hutches have no seams, no rivets and no points of weakness. The extra hutch height accommodates longer growth periods, multiple vents for optimal ventilation and has a truly opaque design.

AGRI-4033

*When using Transition Penning Options; See Pages 26-27

“
We love Agri-Plastics Hutches! With the Swing Up Rear Door, they’re great for ventilation, bedding and checking on the calves.
”
- G. Whitten, New York

STANDARD FEATURES:



Integrated Skid



Manual Feed/Water Access



Front Ventilation



Top Rear Rotary Vent




Mechanical Feed Access

TIP: Install a Lift Kit to make moving and cleaning quick and easy. AGRI-4034N



The Lift Kit has a new inner plate that helps stabilize the upper bracket.



Group Hutch
AGRI-4033



TIP: Add extra living space with 3 different choices of Transition Pens. See Pages 26-27 for more information



Slatted Window Vents



TRANSITION GROUP FEEDING PENS SELECTION GUIDE

Standard and XL Transition Pen Systems: For calves 6-20 weeks old

With tough aluminum side panels and two mounted troughs, these pens are ideal for calves from 6 to 20 weeks of age. An optional Milk Bar is available to serve multiple calves at one time. When it comes to moving or disassembling, these

group transition pens are quick and easy. Agri-Plastics designed the Transition Pen System to pin together simply at the corners. Choose from the Standard or XL sizes to fit the needs of your herd. (XL Pen has additional 480 sq. ft.)

1. CHOOSE SIZE:



2. CHOOSE TROUGH

8.5 gal/32L Trough AFP-800	11.1 gal/42L Trough AFP-1000	13.2 gal/50L Trough AFP-1200
31.7 gal/120L Trough AFP-1600	47.6 gal/180L Trough AFP-1800	26.4 gal/100L Trough AFP-2000 (For XL Pen Only)

OPTIONAL ACCESSORIES:

Group Hutch Lift Kit AGRI-4034N	Milk Bar Calf Buddy 5/50L Feeder: AGRI-MB CB 5-50L
Automatic Feeder AFP-491	Automatic Feeder with Lid AFP-492 (See page 27)

STANDARD AND XL FEATURES:



Tough, aluminum construction



Sturdy front gate panel



Metal rods make assembly easy & quick



Additional rear gate adds 480 sq. ft.

XL FEATURES:



Rolling Transition Pen System
AGRI-4036

Included Lift Kit allows Hutch to be lifted easily

Automatic Feeder with Lid, AFP-492

Pen includes three AFP-800 Hook Over Troughs

Rolling Transition Pen Systems

These pens are made with tough aluminum side panels and come with three mounted troughs and a Lift Kit. This system is also compatible with Milk Bar Systems. Cut down on labor requirements without short-changing your calves

with our efficient rolling pens. Cleaning is fast and simple – just roll the fence back and forth to get the job done quickly while causing minimal stress to your calves. Rolling Transition Pen System: **AGRI-4036**

Feeding efficiency, ease of use and healthy calves are paramount for us. This system allows us to feed and grow multiple calves efficiently. We use bulk feeders for milk and pellets from 2 weeks of age. Commingling

keeps our calves calm but competitive. We love the ease of cleaning with the Rolling Fronts. When the calves have grown out, we lift the complete system using the lift kit on top of the hutch, clean out, wash and disinfect.

- Nic Mutsaers, Jogview Farms, Ontario

SPECIFICATIONS



Deluxe SL Calf Hutch

Dimensions

Outside Dimensions

Inside Dimensions

Weight

Includes: Side Door, 2 Pails, Double Pail Holder, Top Vent, All-in-1 Rear Door, and 2 Bottom Airflow Vents.

AGRI-2016

Imperial

87" L x 49" W x 55" H

79" L x 44.5" W x 50" H

90 lbs.

Metric

221 cm L x 124 cm W x 140 cm H

201 cm L x 113 cm W x 127 cm H

40.8 kg.



Deluxe EXL Calf Hutch

Dimensions

Outside Dimensions

Inside Dimensions

Weight

Includes: Side Door, 2 Pails, Double Pail Holder, Top Vent, All-in-1 Rear Door, and 2 Bottom Airflow Vents.

AGRI-1045

Imperial

97.5" L x 62.5" W x 56" H

90.5" L x 56.5" W x 51" H

122.5 lbs.

Metric

248 cm L x 159 cm W x 142 cm H

230 cm L x 144 cm W x 130 cm H

55.6 kg.



Deluxe Dual XL Calf Hutch

Dimensions

Outside Dimensions

Inside Dimensions

Weight

Includes: 2 Side Doors, 4 Pails, 2 Double Pail Holders, Top Vent, All-in-1 Rear Door, and 3 Bottom Airflow Vents.

AGRI-1047

Imperial

98" L x 78" W x 57" H

92" L x 74" W x 56" H

149 lbs.

Metric

249 cm L x 198 cm W x 145 cm H

234 cm L x 188 cm W x 142 cm H

67.6 kg.



SSL Calf Hutch Rancher System

Dimensions

Outside Dimensions

Inside Dimensions

Fence Dimensions with Hutch

Weight (not including Fence)

Includes: Top Vent, All-in-1 Rear Door, 2 Bottom Airflow Vents.

Wire Fence shown, not included. Feeding accessories on fence not included.

AGRI-5001R (shown with optional 2 Single Holders/Pail Kits & Wire Fence)

Imperial

61" L x 45.5" W x 47" H

57" L x 41.5" W x 42" H

125" L x 48" W

55.5 lbs.

Metric

155 cm L x 115.5 cm W x 119 cm H

145 cm L x 105 cm W x 107 cm H

317.5 cm L x 122 cm W

25.2 kg.



SL Calf Hutch Rancher System

Dimensions

Outside Dimensions

Inside Dimensions

Fence Dimensions with Hutch

Weight (not including Fence)

Includes: Top Vent, All-in-1 Rear Door, 2 Bottom Airflow Vents.

Wire Fence shown, not included. Feeding accessories on fence not included.

AGRI-2016R (shown with optional 2 Quick Attach Pails & Wire Fence)

Imperial

87" L x 49" W x 55" H

79" L x 44.5" W x 50" H

150" L x 49" W

80.5 lbs.

Metric

221 cm L x 124 cm W x 140 cm H

201 cm L x 113 cm W x 127 cm H

381 cm L x 124 cm W

36.5 kg.



EXL Calf Hutch Rancher System

Dimensions

Outside Dimensions

Inside Dimensions

Fence Dimensions with Hutch

Weight (not including Fence)

Includes: Top Vent, All-in-1 Rear Door, 2 Bottom Airflow Vents.

Wire Fence shown, not included. Feeding accessories on fence not included.

AGRI-1045RF (shown with optional 1 Double Holder/Pail Kit & Wire Fence)

Imperial

97.5" L x 62.5" W x 56" H

90.5" L x 56.5" W x 51" H

158" L x 62.5" W

113 lbs.

Metric

248 cm L x 159 cm W x 142 cm H

230 cm L x 144 cm W x 130 cm H

401 cm L x 159 cm W

51.26 kg.



Dual XL Calf Hutch Rancher System AGRI-1047R

Dimensions

Outside Dimensions

Inside Dimensions

Fence Dimensions with Hutch

Weight (not including Fence)

Includes: Top Vent, All-in-1 Rear Door, 3 Bottom Airflow Vents.

Wire Fence shown, not included. Feeding accessories on fence not included.

Imperial

98" L x 78" W x 57" H

92" L x 74" W x 56" H

170" L x 72" W x 40" H

142 lbs.

Metric

249 cm L x 198 cm W x 145 cm H

234 cm L x 188 cm W x 142 cm H

432 cm L x 183 cm W x 102 cm H

64.4 kg.

Group Hutch

AGRI-4033
Imperial
Dimensions
Outside Dimensions 106" L x 90" W x 80" H
Inside Dimensions 101" L x 86" W x 79" H
Weight 250 lbs.
Includes: All-in-1 Swing Up Rear Door and Rear Top Rotary Vent.

Metric
269 cm L x 229 cm W x 203 cm H
256 cm L x 218 cm W x 200 cm H
113 kg.



Buddy System Calf-Rearing Hutch

AGRI-4060
Imperial
Dimensions
Outside Dimensions 106" L x 90" W x 80" H
Inside Dimensions 101" L x 86" W x 79" H
Weight 315 lbs.
Includes: Awning, Front Doors, Rear Grid Guard, 4 pails, 4 Pail Rings, All-in-1 Swing Up Rear Door and Rear Top Rotary Vent.

Metric
269 cm L x 229 cm W x 203 cm H
256 cm L x 218 cm W x 200 cm H
113 kg.



Transition Pen System

AGRI-1033F
Imperial
Dimensions
Outside Dimensions 192" L x 108" W
Weight 200 lbs.
Pen only. Feed Troughs optional - See Page 34

Metric
488 cm L x 274 cm W
91 kg.



XL Transition Pen System

AGRI-1034F
Imperial
Dimensions
Outside Dimensions 192" L x 138" W
Weight 225 lbs.
Pen only. Feed Troughs optional - See Page 34

Metric
488 cm L x 351 cm W
102 kg.



Rolling Group Feeding Pen

AGRI-4036
Imperial
Dimensions
Outside Dimensions 96" L x 108" W
Weight 145 lbs.
Rolling Pen only. Includes 3 AFP-800 Troughs (See Page 34) and Lift Kit.

Metric
244 cm L x 274 cm W
66 kg.



Group Hutch
Not Included

8' DryZone Slat Floor AGRI-8008

Imperial Dimensions	Metric Dimensions	Weight
8' L x 2' W x 1.625" H	244 cm L x 61 cm W x 4 cm H	28 lbs./12.7 kg.



Quick-Lock Legs	Connector Pins	Front/Rear Position Bracket	Side Position Bracket
AGRI-8007	AGRI-8040	AGRI-8043	AGRI-8041

6' Connector Rail AGRI-8045

8' Connector Rail AGRI-8046



4' DryZone Slat Floor AGRI-8009

Imperial Dimensions/Weight	Metric Dimensions/Weight
4' L x 2' W x 1.625" H 14 lbs.	123 cm L x 61 cm W x 4 cm H 6.4 kg.


Flex-Hutch Position
Brackets AGRI-8044



DryZone Hardware
Kit AGRI-8042



Ultra Flex-Pen Starter Kit



5' Pen AGRI-7105FS

Dimensions

Inside Dimensions

Total Weight

Imperial

72" L x 50" W x 45" H

58" L x 46" W x 45" H

104.8 lbs.

Metric

183 cm L x 127 cm W x 114 cm H

147 cm L x 117 cm W x 114 cm H

47.5 kg.



6' Pen AGRI-7106FS

Dimensions

Inside Dimensions

Total Weight

Imperial

84" L x 50" W x 45" H

70" L x 46" W x 45" H

116 lbs.

Metric

213 cm L x 127 cm W x 114 cm H

178 cm L x 117 cm W x 114 cm H

52.6 kg.



7' Pen AGRI-7107FS

Dimensions

Inside Dimensions

Total Weight

Imperial

96" L x 50" W x 45" H

82" L x 46" W x 45" H

130.8 lbs.

Metric

244 cm L x 127 cm W x 114 cm H

208 cm L x 117 cm W x 114 cm H

59.3 kg.

Ultra Flex-Pen Add-On Kit



5' Pen AGRI-7105FA

Dimensions

Inside Dimensions

Total Weight

Imperial

72" L x 48" W x 45" H

58" L x 46" W x 45" H

76.8 lbs.

Metric

183 cm L x 122 cm W x 114 cm H

147 cm L x 117 cm W x 114 cm H

34.8 kg.



6' Pen AGRI-7106FA

Dimensions

Inside Dimensions

Total Weight

Imperial

84" L x 48" W x 45" H

70" L x 46" W x 45" H

82.4 lbs.

Metric

213 cm L x 122 cm W x 114 cm H

178 cm L x 117 cm W x 114 cm H

37.4 kg.



7' Pen AGRI-7107FA

Dimensions

Inside Dimensions

Total Weight

Imperial

96" L x 48" W x 45" H

82" L x 46" W x 45" H

89.8 lbs.

Metric

244 cm L x 122 cm W x 114 cm H

208 cm L x 117 cm W x 114 cm H

40.7 kg.

Ultra Flex-Pen Wall Mount Starter Kit



5' Pen AGRI-7105WS

Dimensions

Inside Dimensions

Total Weight

Imperial

72" L x 50" W x 45" H

58" L x 46" W x 45" H

85.4 lbs.

Metric

183 cm L x 127 cm W x 114 cm H

147 cm L x 117 cm W x 114 cm H

38.7 kg.



6' Pen AGRI-7106WS

Dimensions

Inside Dimensions

Total Weight:

Imperial

84" L x 50" W x 45" H

70" L x 46" W x 45" H

96.6 lbs.

Metric

213 cm L x 127 cm W x 114 cm H

178 cm L x 117 cm W x 114 cm H

43.8 kg.



7' Pen AGRI-7107WS

Dimensions

Inside Dimensions

Total Weight

Imperial

96" L x 50" W x 45" H

82" L x 46" W x 45" H

111.4 lbs.

Metric

244 cm L x 127 cm W x 114 cm H

208 cm L x 117 cm W x 114 cm H

50.5 kg.

Ultra Flex-Pen Wall Mount Add-On Kit



5' Pen AGRI-7105WA

Dimensions

Inside Dimensions

Total Weight

Imperial

72" L x 48" W x 45" H

58" L x 46" W x 45" H

57.4 lbs.

Metric

183 cm L x 122 cm W x 114 cm H

147 cm L x 117 cm W x 114 cm H

26 kg.



6' Pen AGRI-7106WA

Dimensions

Inside Dimensions

Total Weight

Imperial

84" L x 48" W x 45" H

70" L x 46" W x 45" H

63 lbs.

Metric

213 cm L x 122 cm W x 114 cm H

178 cm L x 117 cm W x 114 cm H

28.6 kg.



7' Pen AGRI-7107WA

Dimensions

Inside Dimensions

Total Weight

Imperial

96" L x 48" W x 45" H

82" L x 46" W x 45" H

70.4 lbs.

Metric

244 cm L x 122 cm W x 114 cm H

208 cm L x 117 cm W x 114 cm H

31.9 kg.

SPECIFICATIONS Open Air Flex-Pens

NEW



36" Open Air Flex-Pen Starter Kit

5' Pen AGRI-7135S Imperial / Metric
Dimensions 72" L x 36" W x 45" H / 183 cm L x 91 cm W x 114 cm H
Inside Dimensions 58" L x 34" W x 45" H / 147 cm L x 86 cm W x 114 cm H
Total Weight 134 lbs. / 61 kg.

6' Pen AGRI-7136S Imperial / Metric
Dimensions 84" L x 36" W x 45" H / 213 cm L x 91 cm W x 114 cm H
Inside Dimensions 70" L x 34" W x 45" H / 178 cm L x 86 cm W x 114 cm H
Total Weight 148 lbs. / 67 kg.

7' Pen AGRI-7137S Imperial / Metric
Dimensions 96" L x 36" W x 45" H / 244 cm L x 91 cm W x 114 cm H
Inside Dimensions 82" L x 34" W x 45" H / 208 cm L x 86 cm W x 114 cm H
Total Weight 156 lbs. / 71 kg.



48" Open Air Flex-Pen Starter Kit

5' Pen AGRI-7145S Imperial / Metric
Dimensions 72" L x 48" W x 45" H / 183 cm L x 123 cm W x 114 cm H
Inside Dimensions 58" L x 46" W x 45" H / 147 cm L x 117 cm W x 114 cm H
Total Weight 151 lbs. / 69 kg.

6' Pen AGRI-7146S Imperial / Metric
Dimensions 84" L x 48" W x 45" H / 213 cm L x 123 cm W x 114 cm H
Inside Dimensions 70" L x 46" W x 45" H / 178 cm L x 117 cm W x 114 cm H
Total Weight 165 lbs. / 75 kg.

7' Pen AGRI-7147S Imperial / Metric
Dimensions 96" L x 48" W x 45" H / 244 cm L x 123 cm W x 114 cm H
Inside Dimensions 82" L x 46" W x 45" H / 208 cm L x 117 cm W x 114 cm H
Total Weight 173 lbs. / 79 kg.



36" Open Air Flex-Pen Add-On Kit

5' Pen AGRI-7135A Imperial / Metric
Dimensions 72" L x 36" W x 45" H / 183 cm L x 91 cm W x 114 cm H
Inside Dimensions 58" L x 34" W x 45" H / 147 cm L x 86 cm W x 114 cm H
Total Weight 102 lbs. / 46 kg.

6' Pen AGRI-7136A Imperial / Metric
Dimensions 84" L x 36" W x 45" H / 213 cm L x 91 cm W x 114 cm H
Inside Dimensions 70" L x 34" W x 45" H / 178 cm L x 86 cm W x 114 cm H
Total Weight 109 lbs. / 50 kg.

7' Pen AGRI-7137A Imperial / Metric
Dimensions 96" L x 36" W x 45" H / 244 cm L x 91 cm W x 114 cm H
Inside Dimensions 82" L x 34" W x 45" H / 208 cm L x 86 cm W x 114 cm H
Total Weight 113 lbs. / 52 kg.



48" Open Air Flex-Pen Add-On Kit

5' Pen AGRI-7145A Imperial
Dimensions 72" L x 48" W x 45" H / 183 cm L x 123 cm W x 114 cm H
Inside Dimensions 58" L x 46" W x 45" H / 147 cm L x 117 cm W x 114 cm H
Total Weight 119 lbs. / 54 kg.

6' Pen AGRI-7146A Imperial / Metric
Dimensions 84" L x 48" W x 45" H / 213 cm L x 123 cm W x 114 cm H
Inside Dimensions 70" L x 46" W x 45" H / 178 cm L x 117 cm W x 114 cm H
Total Weight 126 lbs. / 57 kg.

7' Pen AGRI-7147A Imperial / Metric
Dimensions 96" L x 48" W x 45" H / 244 cm L x 123 cm W x 114 cm H
Inside Dimensions 82" L x 46" W x 45" H / 208 cm L x 117 cm W x 114 cm H
Total Weight 130 lbs. / 59 kg.



36" Open Air Flex-Pen Wall Mount Starter Kit

5' Pen AGRI-7135WS Imperial / Metric
Dimensions 72" L x 36" W x 45" H / 183 cm L x 91 cm W x 114 cm H
Inside Dimensions 58" L x 34" W x 45" H / 147 cm L x 86 cm W x 114 cm H
Total Weight 103 lbs. / 47 kg.

6' Pen AGRI-7136WS Imperial / Metric
Dimensions 84" L x 36" W x 45" H / 213 cm L x 91 cm W x 114 cm H
Inside Dimensions 70" L x 34" W x 45" H / 178 cm L x 86 cm W x 114 cm H
Total Weight 117 lbs. / 53 kg.

7' Pen AGRI-7137WS Imperial / Metric
Dimensions 96" L x 36" W x 45" H / 244 cm L x 91 cm W x 114 cm H
Inside Dimensions 82" L x 34" W x 45" H / 208 cm L x 86 cm W x 114 cm H
Total Weight 125 lbs. / 57 kg.



48" Open Air Flex-Pen Wall Mount Starter Kit

5' Pen AGRI-7145WS Imperial / Metric
Dimensions 72" L x 48" W x 45" H / 183 cm L x 123 cm W x 114 cm H
Inside Dimensions 58" L x 46" W x 45" H / 147 cm L x 117 cm W x 114 cm H
Total Weight 111 lbs. / 50 kg.

6' Pen AGRI-7146WS Imperial / Metric
Dimensions 84" L x 48" W x 45" H / 213 cm L x 123 cm W x 114 cm H
Inside Dimensions 70" L x 46" W x 45" H / 178 cm L x 117 cm W x 114 cm H
Total Weight 125 lbs. / 57 kg.

7' Pen AGRI-7147WS Imperial / Metric
Dimensions 96" L x 48" W x 45" H / 244 cm L x 123 cm W x 114 cm H
Inside Dimensions 82" L x 46" W x 45" H / 208 cm L x 117 cm W x 114 cm H
Total Weight 133 lbs. / 60 kg.



36" Open Air Flex-Pen Wall Mount Add-On Kit

5' Pen AGRI-7135WA Imperial / Metric
Dimensions 72" L x 36" W x 45" H / 183 cm L x 91 cm W x 114 cm H
Inside Dimensions 58" L x 34" W x 45" H / 147 cm L x 86 cm W x 114 cm H
Total Weight 71 lbs. / 32 kg.

6' Pen AGRI-7136WA Imperial / Metric
Dimensions 84" L x 36" W x 45" H / 213 cm L x 91 cm W x 114 cm H
Inside Dimensions 70" L x 34" W x 45" H / 178 cm L x 86 cm W x 114 cm H
Total Weight 78 lbs. / 35 kg.

7' Pen AGRI-7137WA Imperial / Metric
Dimensions 96" L x 36" W x 45" H / 244 cm L x 91 cm W x 114 cm H
Inside Dimensions 82" L x 34" W x 45" H / 208 cm L x 86 cm W x 114 cm H
Total Weight 82 lbs. / 37 kg.



48" Open Air Flex-Pen Wall Mount Add-On Kit

5' Pen AGRI-7145WA Imperial / Metric
Dimensions 72" L x 48" W x 45" H / 183 cm L x 123 cm W x 114 cm H
Inside Dimensions 58" L x 46" W x 45" H / 147 cm L x 117 cm W x 114 cm H
Total Weight 79 lbs. / 36 kg.

6' Pen AGRI-7146WA Imperial / Metric
Dimensions 84" L x 48" W x 45" H / 213 cm L x 123 cm W x 114 cm H
Inside Dimensions 70" L x 46" W x 45" H / 178 cm L x 117 cm W x 114 cm H
Total Weight 86 lbs. / 39 kg.

7' Pen AGRI-7147WA Imperial / Metric
Dimensions 96" L x 48" W x 45" H / 244 cm L x 123 cm W x 114 cm H
Inside Dimensions 82" L x 46" W x 45" H / 208 cm L x 117 cm W x 114 cm H
Total Weight 90 lbs. / 41 kg.

SPECIFICATIONS



Starter Pen

Dimensions
Outside Dimensions
Inside Dimensions
Weight

AGRI-6000B (Bottle Front Door)

Imperial	Metric
51.5" L x 40" W x 42.5" H	131 cm L x 102 cm W x 108 cm H
47" L x 34.5" W x 42" H	120 cm L x 88 cm W x 106 cm H
62 lbs.	28.1 kg.



Elevated Starter Pen

Dimensions
Outside Dimensions
Inside Dimensions
Slatted Floor Outside Dimensions
Weight

AGRI-6013B (Bottle Front Door)

Imperial	Metric
51.5" L x 40" W x 42.5" H	131 cm L x 102 cm W x 108 cm H
47" L x 34.5" W x 42" H	120 cm L x 88 cm W x 106 cm H
55" L x 42" W x 9.25" H	140 cm L x 106 cm W x 23 cm H
139 lbs.	63 kg.



Movable Starter Pen

Dimensions
Outside Dimensions
Inside Dimensions
Slatted Floor Outside Dimensions
Weight

AGRI-6014B (Bottle Front Door)

Imperial	Metric
51.5" L x 40" W x 42.5" H	131 cm L x 102 cm W x 108 cm H
47" L x 34.5" W x 42" H	120 cm L x 88 cm W x 106 cm H
55" L x 42" W x 9.25" H	140 cm L x 106 cm W x 23 cm H
141 lbs.	64 kg.



Starter Pen

Dimensions
Outside Dimensions
Inside Dimensions
Weight

AGRI-6000T (Teat Bucket Front Door)

Imperial	Metric
51.5" L x 40" W x 42.5" H	131 cm L x 102 cm W x 108 cm H
47" L x 34.5" W x 42" H	120 cm L x 88 cm W x 106 cm H
62.5 lbs.	28.4 kg.



Elevated Starter Pen

Dimensions
Outside Dimensions
Inside Dimensions
Slatted Floor Outside Dimensions
Weight

AGRI-6013T (Teat Bucket Front Door)

Imperial	Metric
51.5" L x 40" W x 42.5" H	131 cm L x 102 cm W x 108 cm H
47" L x 34.5" W x 42" H	120 cm L x 88 cm W x 106 cm H
55" L x 42" W x 9.25" H	140 cm L x 106 cm W x 23 cm H
139.5 lbs.	63.3 kg.



Movable Starter Pen

Dimensions
Outside Dimensions
Inside Dimensions
Slatted Floor Outside Dimensions
Weight

AGRI-6014T (Teat Bucket Front Door)

Imperial	Metric
51.5" L x 40" W x 42.5" H	131 cm L x 102 cm W x 108 cm H
47" L x 34.5" W x 42" H	120 cm L x 88 cm W x 106 cm H
55" L x 42" W x 9.25" H	140 cm L x 106 cm W x 23 cm H
141.5 lbs.	64.2 kg.



Three Calf Flex-Hutch

Dimensions
Outside Dimensions
Inside living area per calf
Weight

AGRI-8001

Imperial	Metric
72" L x 96" W x 52" H	183 cm L x 244 cm W x 132 cm H
68" L x 30" W x 49" H	180 cm L x 76 cm W x 125 cm H
261 lbs.	118 kg.



Two Calf Flex-Hutch

Dimensions
Outside Dimensions
Inside living area per calf
Weight

AGRI-8002

Imperial	Metric
72" L x 96" W x 52" H	183 cm L x 244 cm W x 132 cm H
68" L x 46" W x 49" H	180 cm L x 117 cm W x 125 cm H
226 lbs.	103 kg.

ACCESSORIES

At Agri-Plastics, we specialize in manufacturing a diverse range of feeding accessories that boosts efficiency and ensures reliable performance on your operation.





















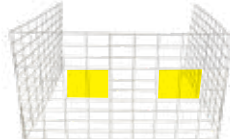



MILK BAR REVOLUTION COLOSTRUM SNAP ON NIPPLE	MILK BAR CALF BUDDY 1/9L FEEDER	MILK BAR CALF BUDDY 2/20L FEEDER	MILK BAR CALF BUDDY 5/50L FEEDER
 AGRI-MBCOL	 AGRI-MB CB 1-9L	 AGRI-MB CB 2-20L	 AGRI-MB CB 5-50L
MILK BAR REVOLUTION SNAP ON NIPPLE	MILK BAR CALF BUDDY 1/9L LID	MILK BAR CALF BUDDY 2/20L LID	MILK BAR CALF BUDDY 5/50L LID
 AGRI-MBREV-1	 AGRI-MB CB 1 LID	 AGRI-MB CB 2 LID	 AGRI-MB CB5 LID
MILK BAR 10 PACK COLOSTRUM TEAT	MILK BAR CALF BUDDY STARTER PACK	1 CALF MILK BAR HANGING FEEDER 4L / 1 gal	1 CALF MILK BAR HANGING FEEDER 8L / 2 gal
 AGRI-MBT	 AGRI-MB CB SP (10 NIPPLES AND 10 CONNECTORS PER PACK)	 AGRI-MB1-4L	 AGRI-MB1EL
MILK BAR 10 PACK REPLACEMENT TEAT	2 CALF MILK BAR HANGING FEEDER 15L / 4 gal	4 CALF MILK BAR FEEDER 36L / 9.5 gal	5 CALF MILK BAR FEEDER 36L / 9.5 gal
 AGRI-1MBT	 AGRI-MB5-2T	 AGRI-MB4	 AGRI-MB5EL
BLACK TEAT	2 QT. BOTTLE	3 QT. BOTTLE	4 QT. BOTTLE
 AGRI-1026	 AGRI-1070	 AGRI-1071	 AGRI-1074
BLACK TEAT / RED TEAT	6" GRID FENCE MOUNT WIRE BOTTLE HOLDER	CHUTE WIRE BOTTLE HOLDER	ULTRA-FLEX PEN BOTTLE HOLDER
 AGRI-1026M	 AGRI-2005	 AGRI-8013	 AGRI-7124
HUTCH MOUNT BOTTLE HOLDER	FENCE MOUNT BOTTLE HOLDER	WIRE BOTTLE HOLDER	FENCE MOUNT WIRE BOTTLE HOLDER
 AGRI-2002	 AGRI-2003	 AGRI-7024	 AGRI-2014

ACCESSORIES

From Bottles to Teats, to Feeders and Fences, we have the accessories to effectively support our successful housing systems for young calves. Produced from durable materials, these accessories are made to save


TEAT BUCKET	6.5 QT. PAIL NO HANDLE	10 QT. PAIL WITH HANDLE	10 QT. PAIL NO HANDLE
 AGRI-4009	 AGRI-1019	 AGRI-1049H	 AGRI-1049N
EARLY STARTER BOWL	PAIL RINGS	QUICK ATTACH PAIL WITH HANDLE	QUICK ATTACH PAIL NO HANDLE
 AGRI-1066	 AGRI-6005 For Flex Hutch, Easy Feed Door, HD Front Panel, Buddy Hutch, Starter Pens	 AGRI-1056H	 AGRI-1056
UNIVERSAL GRAIN FEEDER	ULTRA FLEX-PEN PAIL RINGS	SINGLE FENCE MOUNT PAIL HOLDER	DBL. FENCE MOUNT PAIL HOLDER
 Hooks easily on any fence AGRI-2444	 AGRI-3024 For Ultra Flex-Pen Only	 AGRI-1048S	 AGRI-1048D
AUTOMATIC FEEDER	AUTOMATIC FEEDER WITH LID	SINGLE HUTCH MOUNT PAIL HOLDER	DBL. HUTCH MOUNT PAIL HOLDER
 AFP-491	 AFP-492	 AGRI-1048SH	 AGRI-1048N
INSIDE HUTCH HAY FEEDERS	ULTRA FLEX-PEN HAY FEEDER	8.5 gal/32L TROUGH	11.1 gal/42L TROUGH
 SL: AGRI-2052 / EXL: AGRI-1052 / DUAL XL: AGRI-3052	 AGRI-7025	 AFP-800 800mm L 31.5" L 220mm H 8.7" H 360mm D 14.2" D	 AFP-1000 1000mm L 39.4" L 230mm H 9" H 340mm D 13.4" D
1.9 gal/7L TROUGH	.5 gal/2 L TROUGH (118)	47.6 gal/180L TROUGH	26.4 gal/100L TROUGH
 AFP-109 270mm L 10.6" L 220mm H 8.7" H 265mm D 10.4" D	 AFP-118 335mm H 13.2" H 400mm L 15.8" L 435mm D 17.1" D	 AFP-1800 770mm D 30.3" D 480mm H 18.9" H 1000mm L 39.4" L	 AFP-2000 2000mm L 78.7" L 220mm H 8.7" H 400mm D 15.8" D
HOLD DOWN HUTCH ANCHOR	QUICK ATTACH HUTCH LATCH	ALL-IN-1 REAR DOOR	REAR ROTARY VENTS FOR DUAL XL HUTCH
 AGRI-2072HW	 AGRI-2079	 AGRI-1151	 AGRI-4015

on labor costs and improve on your calves' health. Your livestock is one of your most important farming investments. Find the ideal livestock feeding equipment at Agri-Plastics so your calves can Begin Strong, Stay Strong. * Yellow areas represent feeding openings

<p>8 BUSHEL FEED SILAGE CART</p>  <p>AGRI-1006</p>	<p>12 BUSHEL FEED SILAGE CART</p>  <p>AGRI-1007</p>	<p>17 BUSHEL FEED SILAGE CART</p>  <p>AGRI-1034</p>	<p>18 BUSHEL FEED SILAGE CART</p>  <p>AGRI-1008</p>
<p>20 BUSHEL FEED SILAGE CART</p>  <p>AGRI-1009</p>	<p>FOOT BATH</p>  <p>AGRI-1005</p>	<p>BOOT BATH</p>  <p>AGRI-1030</p>	<p>GROUP HUTCH LIFT KIT</p>  <p>Comes with inner stabilizing plate AGRI-4034N</p>
<p>ULTRA FLEX-PEN BRACKETS</p>  <p>Wall Mount Bracket: AGRI-7112 Back to Back Bracket: AGRI-7126</p>	<p>SMALL AND LARGE CALF JACKETS</p>  <p>SMALL: AGRI-4997 / LARGE: AGRI-4999</p>	<p>EASY FEEDING FRONT DOOR</p>  <p>For SL and EXL Hutches: AGRI-1073N</p>	<p>FRONT PLASTIC PIPES</p>  <p>SL: AGRI-2041 EXL: AGRI-1041 / DUAL XL: AGRI-6041</p>
<p>TETHER CABLE KIT</p>  <p>SSL: AGRI-5010 / SL: AGRI-2017 / EXL: AGRI-1017</p>	<p>ULTRA FLEX-PEN GROUP HOUSING BARS</p>  <p>5' / 6' / 7' BARS: AGRI-7113 / AGRI-7114 / AGRI-7115</p>	<p>SL / EXL SNAP IN STORM DOOR</p>  <p>SL: AGRI-2062 / EXL: AGRI-1062</p>	<p>SL HINGE STORM DOOR</p>  <p>AGRI-2063 (For SL Hutch)</p>
<p>WIRE FENCE - NO CUTS</p>  <p>6'L X 4'W 183 cm X 122 cm</p> <p>AGRI-2011</p>	<p>DOUBLE CUT GRID WIRE FENCE*</p>  <p>6'L X 4'W 183 cm X 122 cm</p> <p>AGRI-2010</p>	<p>SPACED DOUBLE CUT WIRE FENCE*</p>  <p>6'L X 4'W 183 cm X 122 cm</p> <p>AGRI-2010S</p>	<p>TRIPLE CUT WIRE FENCE*</p>  <p>6'L X 4'W 183cm x 122cm</p> <p>AGRI-2010C3</p>
<p>HEAVY DUTY SIDE WIRE PANEL</p>  <p>6'L 183 cm</p> <p>AGRI-2073</p>	<p>DUAL XL WIRE FENCE - NO CUTS</p>  <p>6'L X 6'W 183 cm X 183 cm</p> <p>AGRI-2012</p>	<p>DUAL XL WIRE FENCE FOR DOUBLE HOLDER PAIL KIT*</p>  <p>6'L X 6'W 183 cm X 183 cm</p> <p>AGRI-2012D</p>	<p>DUAL XL WIRE FENCE FOR SINGLE HOLDER PAIL KIT OR QUICK ATTACH PAILS*</p>  <p>6'L X 6'W 183 cm X 183 cm</p> <p>AGRI-2012S</p>
<p>HEAVY DUTY WIRE FRONT GATE</p>  <p>AGRI-2070</p>	<p>SUPREME FENCE</p>  <p>5'4L x 4'W / 163 cm X 123 cm SL: AGRI-1800</p> <p>5'4L x 5'W / 163 cm X 152 cm EXL: AGRI-1900</p> <p>6'L X 6'W 183 cm X 183 cm DUAL XL: AGRI-1700</p>		

NEW for 2024!

DryZone* Slatted Floor



The Ultimate Versatile Slat Solution for **CALF COMFORT & HYGIENE**

Use in a variety of setups:

ROBOTIC
CALF BARNs

GROUP INDOOR
HOUSING BARNs

INDOOR
CALF PEN BARNs

OUTDOOR CALF
HUTCH OPERATIONS

DryZone Slatted Floor Features:

- Reduce bedding consumption
- Universal design
- Modular slatted platform for floor plan flexibility
- Enhances animal welfare
- Textured surface for traction
- Optional Quick-Lock Legs elevate platform for drainage & air flow
- Position Brackets aid alignment and stability
- Available in 4' or 8' lengths
- See pages 11 and 17 for more info

INFO@CALFHUTCH.COM
1-888-231-3575 • CALFHUTCH.COM

AGRI-PLASTICS
The Calf Housing Specialist®

* Patent Pending