



PRODUCT CATALOG **2023**

BEGIN STRONG. STAY STRONG.

PROTECT YOUR VALUABLE CALVES

WITH THE WORLD'S TOUGHEST HUTCHES

The VanBuurens know firsthand the challenges involved in raising healthy dairy calves. As third-generation dairymen they began experimenting with hutch designs to provide a healthier, more comfortable environment for calves while improving efficiencies for their business. In 1995, they founded Agri-Plastics to provide local dairy farmers with a better option for housing and caring for your calves.

Over the years, Agri-Plastics listened and learned as other producers talked about their own calf housing challenges. And they responded with game-changing innovations that have since become industry standards.

Today, Agri-Plastics hutches are prized the world over for their unique durability, efficiency and ease of use. But at the heart of it all is a family true to its roots, delivering proven calf housing systems for dairy farmers, by dairy farmers.

We understand the value of your calves, and we're dedicated to helping you shelter your investment.



Joe VanBuuren, Founder of Agri-Plastics,
at his first trade show in California

AGRI-PLASTICS
The Calf Housing Specialist®



Darren VanBuuren,
President

DESIGNED FOR FARMERS, BY FARMERS

FOCUS ON

5

Reduce calf mortality through Focus on 5.

Agri-Plastics seeks to maximize animal welfare by focusing on 5 life-sustaining attributes of good calf housing. By developing our hutches with these attributes in mind, we are helping you improve the way you dairy.



Why grow your business with Agri-Plastics?

Engineered for durability.

Rugged Agri-Plastics products are uniquely manufactured to withstand punishing weather extremes along with everyday wear and tear, calf after calf, year after year. The 10-year warranty on our calf hutches is proof of our commitment to durability.

Easier on calves, crew and you.

Because life on a dairy is rough enough, Agri-Plastics calf hutches are designed for maximum simplicity and ease of use at every stage, from assembling to cleaning.



We really like how Agri-Plastics Indoor Calf Pens stay straight and clean. We are very impressed with how much thought has been put into them to make them user-friendly. Also the bottle holders work great!

- E. Bleyenbergh, Iowa



VENTILATION

Agri-Plastics calf housing products are designed to maximize fresh air-flow while minimizing ammonia for improved calf health and comfort.



BEDDING

Your calves enjoy a cleaner, healthier environment, thanks to our unique bedding doors which enable quick and easy access for bedding.



TEMPERATURE

In all Agri-Plastics calf housing products, the temperature is always comfortable. We have designed our products with the calves in mind. There is plenty of airflow in our hutches and pens, allowing the temperature to be at a consistent rate all the time.



FEEDING

Agri-Plastics calf products are engineered to optimize food intake and safety, from colostrum to concentrate.



MANAGEMENT

When you're backed by The Calf Housing Specialist, managing your investment is easier and more cost-effective than ever!

Contact Us:

Toll-Free: 1-888-231-3575
info@calfhutch.com

United States Mfg. Plant/Head Office
701 East Elm Street, Sidney, NE 69162
Tel: 1-308-254-1137
Fax: 1-308-254-4527

Northeastern US Warehouse
3731 Luker Road, Cortland, NY 13045
Tel: 1-607-591-0103

Canada Mfg. Plant /Head Office
7793 Young Street, Grassie, ON
Canada LOR 1M0
Tel: 1-905-945-3116
Fax: 1-905-945-9804

Canada Warehouse
1154 Parkinson Road
Woodstock ON, Canada N4S 7W3
Tel: 1-226-204-0196

**Europe / CIS / Middle East
International Sales Office**
Knock na Creva,
Athenry Co. Galway, Ireland
Tel: +353 91 399903
intsales@agri-plastics.net

CALF HOUSING

SELECTION GUIDE

Regardless of your facility's setup and calf needs, Agri-Plastics has the solutions to shelter your investment.

Our hutches are built to last, while saving you time and maintaining herd health. Our innovations are based on our own experiences raising calves and decades of experience in calf rearing.

Climate Control

Whether you live in extreme heat or bitter cold, your particular climate will affect which features matter most to you and your calves' health. That's why Agri-Plastics offers hutches with right or left offset doors or full openings to accommodate varying climates.

Built for Your Operation

At Agri-Plastics, we understand that calf housing is never "One Size Fits All." What works for a small dairy most likely will not work for a large operation, so we offer a variety of options and sizes to make sure you can find the best fit for your operation.

AGRI-PLASTICS
The Calf Housing Specialist®



Individual Calf Housing Options



STARTER PEN

For calves
0-10 days old

Set directly on the ground or use our optional Elevated or Movable Starter Pens.

Flex Hutches



FLEX-HUTCH

For up to 8 week
old calves

Sturdy construction accommodates two or three calves; cleanup and maintenance are easy, economical and efficient.

*Deluxe SSL Space
Saver Calf
Hutch*

*Deluxe SL Calf
Hutch*

*Deluxe EXL Extra Large
Calf Hutch*



DELUXE AND RANCHER CALF HUTCHES

SSL Hutch for calves up to 4 weeks,

SL Hutch for calves up to 10 weeks, EXL Hutch for calves up to 12 weeks

The Deluxe SSL Space Saver Calf Hutch works well for shorter periods of time or smaller calves. These hutches facilitate airflow, comfort and cleanliness.

For standard growth periods of up to 10 weeks of age, turn to the Deluxe SL Standard Length Calf Hutch. Most popular for weaned calves. Choose between side or rear feeding options.

The Deluxe EXL Extra-Large Calf Hutch accommodates longer growth periods up to 12 weeks. The new, wider Dual XL Hutch is for paired calves up to 8 weeks of age.



Multi Calf Housing Options



ULTRA FLEX-PEN™

For Single or Paired Calves up to 12 week old calves

This innovative solution to calf housing allows calves to be housed individually or grouped together via the easily detachable center panel.



Largest inside growing area for 2 calves!

Dual XL Deluxe Calf Hutch

DUAL XL CALF HUTCH

For up to 8 week old calves

Same great features as our Single Calf Hutch line but made for paired calves. Features a wider, taller door opening, plus the ultimate in rear ventilation control.

Supreme Buddy Hutch



SUPREME BUDDY HUTCH AND GROUP HUTCH

Supreme Buddy Hutch for calves up to 14 weeks

Group Hutch for calves up to 20 weeks (when using Transition Pens)

Helps reduce calf stress by pairing calves in one hutch. Ease your calves' transition from hutches to group housing by using our group hutches.



Group Hutch



STARTER PEN

SELECTION GUIDE

Available in 3 options: Standard, Elevated, Movable • For Single Calves 0-10 days old

The Starter Pen from Agri-Plastics is designed to this specific size so you can easily train your calves to drink properly and get them off to a healthy start. These units are just for short term use before moving your calves to your Calf Hutches, larger Indoor Pens, off-site Calf Ranch, Group Housing or Robotic Feeding setups.

The Elevated Starter Pen is designed for optimal drainage. It is made with a slatted floor that sits above the ground on galvanized metal legs. The Movable Starter Pen has two swivel wheels with brakes and two rigid wheels that are mounted directly to the slatted floor which makes it convenient for changing locations.

1. CHOOSE MODEL:



Standard Starter Pen
AGRI-6000B (Bottle)
AGRI-6000T (Teat Bucket)



Elevated Starter Pen
AGRI-6013B (Bottle)
AGRI-6013T (Teat Bucket)



Movable Starter Pen
AGRI-6014B (Bottle)
AGRI-6014T (Teat Bucket)



Teat Bucket Feeding



Bottle Feeding

2. CHOOSE FEEDING OPTIONS:



Pail Ring
AGRI-6005



10 Qt. Pail
AGRI-1049H



Teat Bucket
AGRI-4009



Early Starter Bowl
AGRI-1066



Plastic Fence Mount
Bottle Holder
AGRI-2003



Wire Bottle Holder
AGRI-7024



2 and 3 Qt. Bottles
AGRI-1070/1071
(Nipples sold separately;
see Page 32)

STANDARD FEATURES:



Slam latch



Rear Rotary Venting



Flip for easy cleaning



Easy lifting



Heat Lamp Holder
AGRI-6009

ELEVATED/MOVABLE FEATURES:

OPTIONS:

“Our Starter Pens work well in the colder months to help get calves warmed up and dried off. With a heat lamp on them they get a better start with less stress in the first few days of life”.

– Greenmoor Farms



TIP: Remove the front door, and use the Starter Pen as a Cuddle Box.



TIP: Add an extra layer of warmth by attaching a heat lamp.
Heat Lamp Holder: AGRI-6009
(Lamp/Light bulb not included.)

WHAT SETS OUR CALF PENS APART

By giving your newest calves housing designed specifically to meet their needs, you can help your calves get off to a great start. Our Starter Pens are made with slatted floors to help improve ventilation and are easy to flip to clean for proper hygiene.





ULTRA FLEX-PEN™ FOR SINGLE & PAIRED CALF HOUSING

Available in 4 options / 3 sizes: Starter Kit, Add-On Kit, Wall Mount Starter Kit, and Wall Mount Add-On Kit / 5', 6', 7' Foot Depths • For Calves up to 12 weeks old

Your calves are a valuable investment. Protect them from stress with the exclusive Ultra Flex-Pen System from Agri-Plastics. The system can transform from single to group housing—and back again—simply by detaching the side panels. This innovative, stand-alone solution allows calves to be housed

individually, then grouped together when health permits. Molded from super tough polyethylene, this system is super lightweight and durable. These units assemble quickly with easy-glide rods, and are packed with features to make it easy for producers and safe for calves.



1. CHOOSE KIT TYPE: (7' PEN SHOWN; SEE PAGE 30 FOR ALL PRODUCT NUMBERS)



Starter Kit
7 1/2 m Panel



Add-On Kit
7 1/2 m Panel



Wall Mount Starter Kit
7 1/2 m Panel



Wall Mount Add-On Kit
7 1/2 m Panel

2. CHOOSE PEN SIZE: (STARTER KIT SHOWN)



5' / 1.52m Ultra Flex-Pen

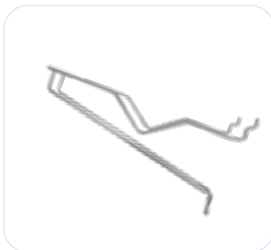


6' / 1.83m Ultra Flex-Pen



7' / 2.1m Ultra Flex-Pen

3. CHOOSE FEEDING OPTIONS:



Flex-Pen Wire
Bottle Holder AGRI-7124



2, 3, 4 Qt. Bottles
AGRI-1070 / 1071 / 1074
(Nipples sold separately;
see Page 32)



Early Starter Bowl
AGRI-1066



Double-Sided Hay
Feeder AGRI-7025




Teat Bucket
AGRI-4009

Stabilizing Bar connects pens
for group calf housing



Shown: 1 Starter Kit +
2 Add-On Kits + 1 Stabilizer Bar

5' Bar: AGRI-7113
6' Bar: AGRI-7114
7' Bar: AGRI-7115



Sliding Side Vents
for airflow meet
European standards



STANDARD FEATURES:



Back Panel opens
for easy cleaning



Ultra Rear Venting for
maximum airflow



Secure, Easy-Grip
Locking Handle



EZ Glide Panels make it
easy to convert single pens
to group pens



Bi-Swing Front Doors for
entry/exit flexibility

FLAP DUCT® VENTILATION SYSTEM



Key Advantages

- Easy, single-lever control
- Ideal for all seasons
- Customize airflow for your herd
- Adjust for warm or cold weather

Agri-Plastics understands that individual setups often need individualized solutions. With FLAP DUCT, the patented internal membrane can be adjusted up or down to adjust the airflow based on seasonal conditions with the simple flick of a lever.

With the membrane in the up position, high speed air showers calves during warm weather. Simply move the lever down to adjust the membrane to the bottom of the tube to deliver slow, non-drafty fresh air during cold weather.

Once installed, the membranes can be moved up or down to precisely control airflow based on your herd's needs in every season.

FLAP DUCT® Pre-Engineered Ventilation Tube System keeps air flowing in any structure.

The FLAP DUCT Ventilation System gives producers outstanding control over ventilation requirements for a customized solution that shelters your biggest investment – your calves. They have been serving the farming community since 1997, are made in USA, and improve air quality and barn temperature for improved milk production.





Warm Weather

- Variable speed fan set to HIGH
- Internal membrane rests at TOP of duct
- EASY lever control adjusts to changing conditions

Cold Weather

- Variable speed fan set to LOW
- Air flows through SMALL holes
- Gently delivers slow, non-drafty fresh air to calves



NEW! THE DOOR WITH MORE:

ALL-IN-1 REAR DOOR*

+82% MORE AIR FLOW CAPACITY

+30% LARGER BEDDING ACCESS



Door closes
for complete
weather protection



Maximum ventilation and
vertical ribs for calf safety
and added durability



Large opening for
easy feeding or bedding access



BREATHE EASY WITH THE NEW ALL-IN-1 REAR DOOR:

Air flow is critical to a calf's health. We improved our industry first 3-in-1 Door and increased the air flow capacity by 82%. This multi-functional door also has 30% more access for bedding and feed. This door can be retrofitted to any of our existing hutches. For complete weather protection, the flap on the door can be fully closed with a sliding metal latch. And the integrated top eyebrow ledge adds extra weather protection.



* Patent Pending.



DELUXE CALF HUTCH

SELECTION GUIDE

Single Calf Housing • Available in 2 sizes: SL (Large) and EXL (Extra Large)

Our rugged hutches are engineered to not only shelter your livestock, but to dependably serve you, even after years of rough daily use. Choose from two different sizes – the SL Large Deluxe Calf Hutch or the EXL Extra Large Deluxe Calf Hutch. All systems come ready to use with industry-first Bottom Rear Airflow Vents,

Adjustable Roof Vent and NEW All-in-1 Rear Door. Includes Inside Double Pail Holder and two 10 Quart Pails. You choose the side door location for a truly customized housing solution. Agri-Plastics calf hutches are used world-wide to shelter and protect calves, and to grow your investment.

1. CHOOSE HUTCH MODEL

Includes: Side Door, 2 Pails, Double Pail Holder, Top Vent, All-in-1 Rear Door, and 2 Bottom Airflow Vents.

SL Deluxe Hutch: For Up to 10 week old calves

Choose from: Left, Right
or Full Door Opening,
Left or Right Feeding.
AGRI-2016



EXL Deluxe Hutch: For Up to 12 week old calves

Choose from: Left, Right
or Full Door Opening,
Left or Right Feeding.
AGRI-1045



2. CHOOSE FEEDING OPTIONS:



Hutch Mount Bottle
Holder AGRI-2002
(EXL Hutch includes front and
rear molded-in bottle holders)



2, 3, 4 Qt. Bottles
AGRI-1070 / 1071 / 1074
(Nipples sold separately;
see page 32)



Early Starter
Bowl
AGRI-1066



Milk Bar Hanging
Feeder
AGRI-MB1-4L



Milk Bar Vitality
System
AGRI-MBVP-4L

3. CHOOSE CONFINEMENT OPTIONS:



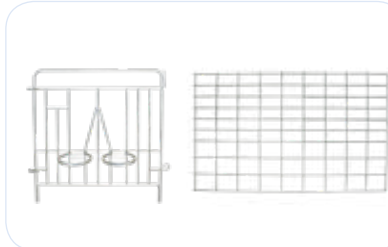
Front Feeding Door
AGRI-1073N



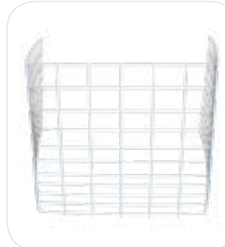
SL / EXL Tether Bar Kit
AGRI-2017 / 1017



SL / EXL Front
Plastic Pipes
AGRI-2041/1041



Heavy Duty Front Panel and Side Panels
(See Page 33)



6" Grid Wire Fence /
4 Cut Options
(See Page 33)

4. CHOOSE FENCE STYLE:



Shown with 6" Wire Fence. See Pages 14-15

INDUSTRY 1ST Adjustable roof vent can slide to control ventilation


NEW! All-in-1 Rear Door



INDUSTRY 1ST Bottom Airflow Vents

STANDARD FEATURES:

ALL-IN-1 DOOR FEATURES:



4" Grid Wire Fence/
4 Cut Options
(See Page 33)



Supreme Fence
SL: AGRI-1800 /
EXL: AGRI-1900



Roof Vent can slide to
control ventilation



2 Bottom
Airflow Vents



Flap door opens
for ventilation



Open to add
bedding



Open to add
feed/water



RANCHER CALF HUTCH

SELECTION GUIDE

Single Calf Housing • Add extra living space with Exterior Fencing

Agri-Plastics has refined their calf hutch line with more customized feeding and configurations. These calf hutches are built tough, designed for labor efficiency and stand up to the demands. The Quick Attach Pail has an integrated latch hook so your calves don't knock off the pails. We also

have more wire fencing choices than anyone else like our 4" Grid Wire Panel for smaller breeds, Supreme Fence or HD Front Panel which is a hybrid version of our Supreme Fence. Innovation and variety make Agri-Plastics the #1 choice in the industry.

1. CHOOSE HUTCH MODEL Includes: Top Vent, All-in-1 Rear Door, 2 Bottom Airflow Vents.

SSL Hutch Rancher System: For up to 4 week old calves

Standard Door Opening
AGRI-5001R



SSL shown
with optional Wire
Fence and Accessories

SL Hutch Rancher System: For up to 10 week old calves

Choose from: Standard/Left/Right Door Opening
AGRI-2016R



SL shown
with optional Wire
Fence and Accessories

EXL Hutch Rancher System: For up to 12 week old calves

Choose from: Standard Door Opening
AGRI-1045R



EXL shown
with optional Wire
Fence and Accessories

2. CHOOSE FEEDING OPTIONS:



Quick Attach Pail
AGRI-1056 (without handle)
AGRI-1056H (with handle)



Single Holder/Pail Kit
AGRI-1131N (without handle)
AGRI-1131H (with handle)
*Kit include 1 Single Holder, 1 Pail




Double Holder/Pail Kit
AGRI-1130N (without handle)
AGRI-1130H (with handle)
*Kit include 1 Dbl. Holder, 2 Pails




TIP: Our new All-in-1 Rear Door
gives quick access to bedding and feeding.
Vents provide extra ventilation.

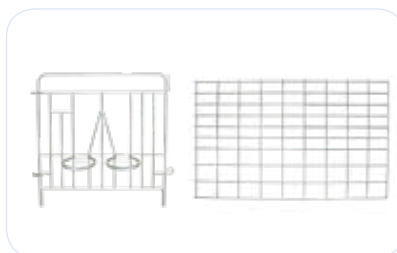
3. CHOOSE FENCE STYLE:



6" Grid Wire Fence /
4 Cut Options (See Page 33)



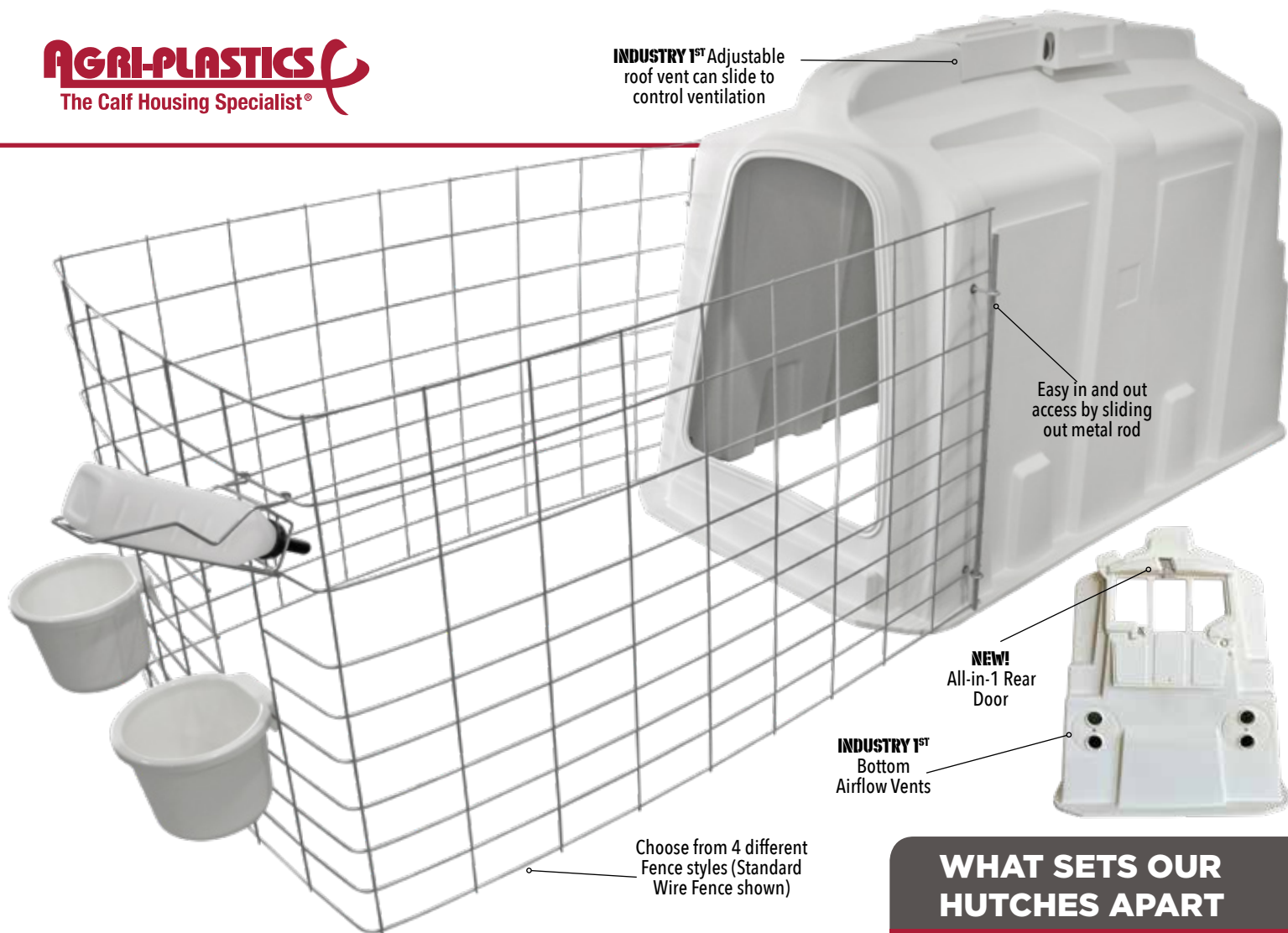
4" Grid Wire Fence /
4 Cut Options (See Page 33)



Heavy Duty Front Panel and Side Panels
(See Page 33)



Supreme Fence
SL: AGRI-1800 / EXL: AGRI-1900



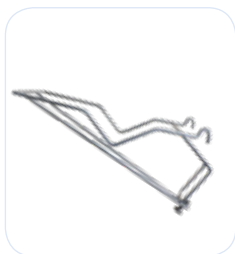
4. CHOOSE BOTTLE HOLDER:



Plastic Fence Mount
Bottle Holder AGRI-2003



Wire Bottle Holder
(for 4" Grid) AGRI-2014



Wire Bottle Holder
(for 6" Grid) AGRI-2005



Milk Bar Vitality System
AGRI-MBVP-4L

5. FEEDING ACCESSORIES:



Weather Cover
AGRI-4013



Teat Bucket
AGRI-4009



Early Starter Bowl
AGRI-1066



2, 3, 4 Qt. Bottles
AGRI-1070 / 1071 / 1074
(Nipples sold separately; See Page 32)



Milk Bar Hanging
Feeder
AGRI-MB1-4L



Large Hanging
Grain Feeder
AGRI-2132

WHAT SETS OUR HUTCHES APART

The only Rear Door that does it all: ventilation, bedding and the option to rear feed. This door also has a built-in leaning edge for easy cleaning. This prevents the hutch from falling over when pressure washing. Only one person required for cleaning.



FLEX-HUTCH™ * SELECTION GUIDE

Available in Two Calf or Three Calf Configurations • For calves 0-8 weeks old

Each Flex-Hutch can house two or three calves depending on your choice of configurations. The Flex-Hutch can be placed directly on the ground or it can also be mounted on an elevated slatted floor.

The sturdy plastic construction is easier and less expensive to maintain than wooden hutches while lasting up to four times as long, saving you time, money and headaches.

* Patented

1. CHOOSE HUTCH MODEL:

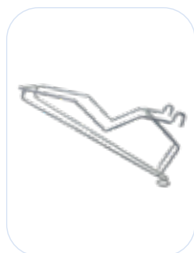
Two Calf Flex-Hutch AGRI-8002



Three Calf Flex-Hutch AGRI-8001



2. CHOOSE FEEDING OPTIONS:



Wire Bottle Holder
AGRI-7024



Chute Wire Bottle Holder
AGRI-8013



2, 3, 4 Qt. Bottles*
AGRI-1070 / 1071 / 1074
(Nipples sold separately;
see Page 32)



Early Starter Bowl
AGRI-1066



Small Hanging Grain Feeder
AGRI-8030



Milk Bar Vitality System
AGRI-MBVP-4L



Milk Bar Hanging Feeder
AGRI-MB1-4L

STANDARD FEATURES:



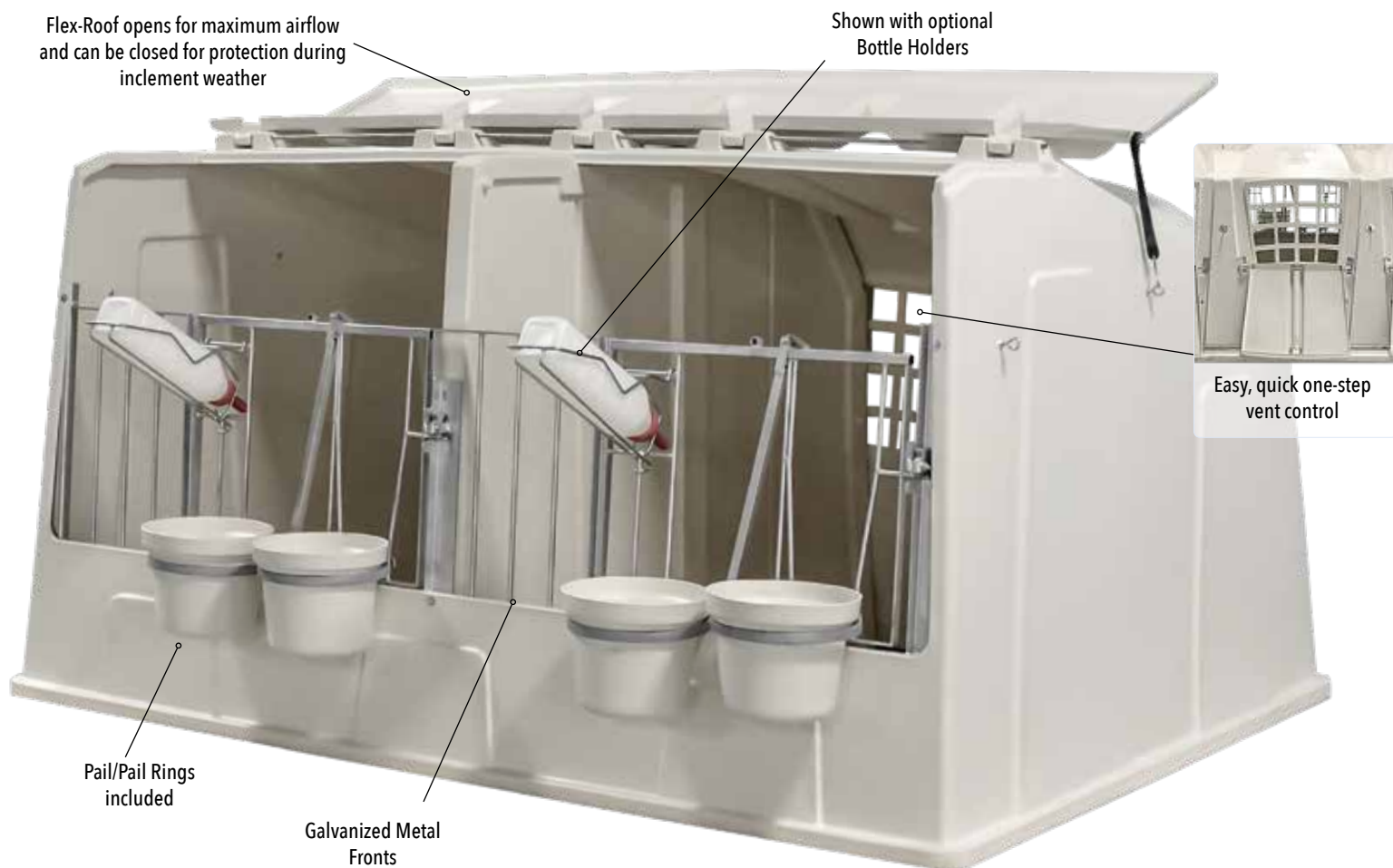
Easy, one-step rear vent control



Pails and Pail Rings



Flex-Roof Cover™ opens for maximum airflow and can be closed for protection during inclement weather



- Fits 2 or 3 calves with dividing inner panels
- Cleans and sanitizes easily, so you can put it back in service with zero downtime
- Simplifies daily chores such as bedding, feeding, watering and cleaning
- Provides shelter against all types of weather

- Adjustable, hinged Flex-Roof Cover™ opens in one easy movement
- Adjustable Rear Door allows single-motion ventilation control
- Unit includes 10-Quart Pails and Pail Rings
- 10-year limited warranty

WHAT SETS OUR CALF HUTCHES APART

These hutches have “flex” in the name for a reason—because their flexibility gives you options to best fit your calf management requirements. We’ll configure the Flex-Hutch to serve two or three calves each, and either way you’ll appreciate the many time- and labor-saving features built into every Flex-Hutch.





DUAL XL Rancher Hutch

FOR PAIRED
CALF HOUSING

For Paired Calves up to 8 weeks old • Largest inside growing area for 2 calves

Life is a balancing act. We in the Dairy Industry have to be mindful of our marketplace. Many purchasers of our calf housing products prefer calves to be raised and prosper in an enhanced environment. Agri-Plastics has taken the lead in producing such a housing system. We have balanced cost-effectiveness and growth efficiency using a companionship platform. The Dual XL Deluxe Hutch addresses the standards that govern us. The Dual XL Deluxe Hutch boasts the largest inside

growing area to achieve this efficiency and comfort. It supplies the space that allows calves to co mingle at a young age and meets calf housing regulations for buddying two calves. Two calves in one hutch promotes companionship and competitiveness, which research has proven to help achieve optimal growth. Efficient growth = positive ROI. Couple these benefits with one of the best warranties in the industry and get a winning combination with the Dual XL Hutch.

1. CHOOSE HUTCH:



Shown with Full Door Opening, New All-in-1 Rear Door, 3 Standard Bottom Rear Vents, and 2 Optional Top Rear Vents

Dual XL Hutch Deluxe:

Choose from: Left, Right or Full Door Opening. Includes: 2 Side Doors, 4 Pails, 2 Double Pail Holders, Top Vent, All-in-1 Rear Door, and 3 Bottom Rear Airflow Vents. **AGRI-1047**

2. CHOOSE SIDE DOOR POSITION:



Choose from Right Front or Right Rear Side Door for bedding or feeding



Choose from Left Front or Left Rear Side Door for bedding or feeding



INDUSTRY 1ST: Shown with 3 Standard Bottom, Rear Vents, 2 Optional Top Rear Vents and NEW All-in-1 Rear Door


3. CHOOSE BOTTLE HOLDERS:



Plastic Hutch Mount Bottle Holder AGRI-2002



Plastic Fence Mount Bottle Holder AGRI-2003

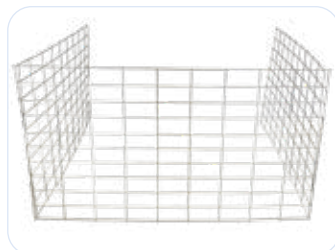


Wire Bottle Holder (for 4" Grid) AGRI-2014

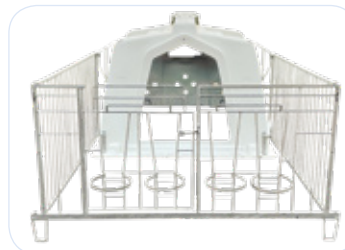
4. CHOOSE CONFINEMENT OPTIONS:



Dual XL Front Plastic Pipes AGRI-6041



Dual XL Grid Wire Fence (Uncut) AGRI-2012



Dual XL Supreme Fence AGRI-1700



Milk Bar Vitality System AGRI-MBVP-4L



Versatility for Feeding/Bedding

Side Feeding/Bedding Doors make it easy to access pails and provide additional ventilation. Close doors for weather protection. The NEW All-in-1 Door has adjustable slats or can be opened fully for ventilation or bedding access.



5. FEEDING ACCESSORIES:



Weather Cover
AGRI-4013



Teat Bucket
AGRI-4009



Early Starter Bowl
AGRI-1066



2, 3, 4 Qt. Bottles
AGRI-1070 / 1071 / 1074
(Nipples sold separately; see Page 32)



Milk Bar Hanging Feeder
AGRI-MB1-4L



DUAL XL Rancher Hutch

FOR PAIRED
CALF HOUSING

For Paired Calves up to 8 weeks old • Largest inside growing area for 2 calves

This new system has all the same features of the new Dual XL Deluxe Hutch but without the Side Feeding Doors. Feed on the outside with three different fence options. The Dual XL Rancher Hutch boasts the largest inside growing area to achieve efficiency and comfort. It supplies the space that allows calves to co mingle at a young age and meets calf housing regulations for buddying two calves. Two calves in one hutch promotes

companionship and competitiveness, which research has proven to help achieve optimal growth. Efficient growth = positive ROI. Couple these benefits with one of the best warranties in the industry and get a winning combination with the Dual XL Hutch.



Shown with Right Door Opening, Optional Wire Fence, 2 Double Holder/Pail Kits and 2 Fence Mount Bottle Holders

1. CHOOSE HUTCH:

Dual XL Hutch Rancher System:

Choose from: Left, Right or Full Door Opening.

Includes: Top Vent, All-in-1 Rear Door, and

3 Bottom Airflow Vents. **AGRI-1047R**

5. CHOOSE BOTTLE HOLDERS:



Plastic Fence Mount
Bottle Holder
AGRI-2003



Wire Bottle Holder
(for 4" Grid)
AGRI-2014



Milk Bar
Vitality System
AGRI-MBVP-4L

2. CHOOSE FEEDING OPTIONS:



NEW! Quick Attach Pail
AGRI-1056
(without handle)
AGRI-1056H
(with handle)

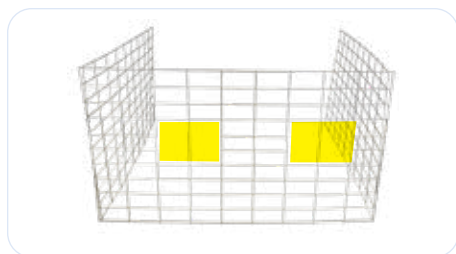


Single Holder/Pail Kit
AGRI-1131N
(without handle)
AGRI-1131H
(with handle)
*Kits include
1 Single Holder, 1 Pail

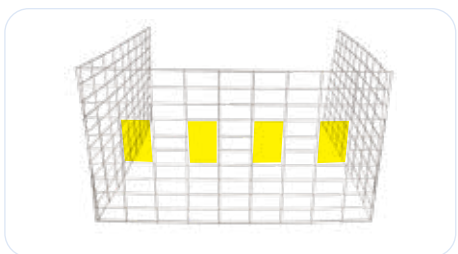


Double Holder/Pail Kit
AGRI-1130N
(without handle)
AGRI-1130H
(with handle)
*Kits include
1 Dbl. Holder, 2 Pails

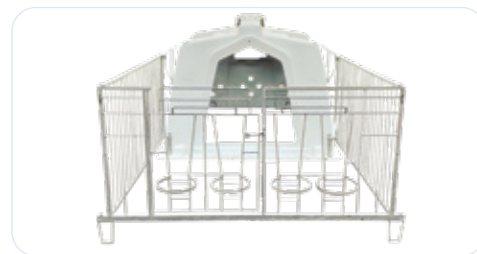
4. CHOOSE CONFINEMENT OPTIONS:



Dual XL Grid Wire Fence
(for Double Holder/Pail Kit)
AGRI-2012D



Dual XL Grid Wire Fence
(for Single Holder/Pail Kit or Quick Attach Pails)
AGRI-2012S



Dual XL Supreme Fence
AGRI-1700



The Ultimate in Ventilation Versatility and Control

Our **INDUSTRY 1ST** Rear Vents are rounded, keeping your calves' hooves and legs safe from any cuts or scrapes. Simply rotate the vent to control the level of air flow. The Dual XL Rancher Hutch comes with three standard Bottom Rear Vents. Add two more optional Top Rear Vents for even greater ventilation. In addition to the Rear Vents, our NEW All-in-1 Rear Door increases air flow capacity by 82%. The door can also be opened fully for greater ventilation or feed/bedding access.



6. FEEDING ACCESSORIES:



Weather Cover
AGRI-4013



Teat Bucket
AGRI-4009



Early Starter Bowl
AGRI-1066



2, 3, 4 Qt. Bottles
AGRI-1070 / 1071 / 1074
(Nipples sold separately; see Page 32)



Milk Bar Hanging Feeder
AGRI-MB1-4L



SUPREME BUDDY HUTCH FOR PAIRED CALF HOUSING

For Paired Calves 0-14 weeks old

This modified Group Hutch works perfectly for paired newborn calves for accelerated calf growth. By pairing calves together, stress is reduced and their overall health and development is improved. Benefits of paired housing include: reduced weaning distress, faster weight gain, promotion of solid feed intake, increased socialization, and minimized cross-suckling. Calves can be housed together or separate, based on the needs and preference of the producer. **AGRI-4060**



*“Calves are the future of our dairies.
This system helps us achieve incredible
performance in our calf program.”*



- Laura Raatz of Wagner Farms,
Agri-Plastics Calf Specialist Advisor

INDUSTRY 1ST Swing-Up
doors provide protection
and ventilation
control with
slatted windows



1. CHOOSE FEEDING OPTIONS:



Bottle Holder:
Fits 2, 3, 4 Qt.
Bottles. AGRI-2002



2, 3, 4 Qt. Bottles
AGRI-1070 /
1071 / 1074
(Nipples sold separately;
see Page 32)



Milk Bar Vitality
System
AGRI-MBVP-4L



Milk Bar Hanging
Feeder: Feeds 1 calf.
AGRI-MB1-4L



Milk Bar Feeder:
Feeds 2 calves.
AGRI-MB5-2T



Side Door Hay
Feeder: Includes Side
Door Cover. AGRI-2052

STANDARD FEATURES:



4 Pails and 4 Pail Rings



Slam Latch



Bi-Swing Front Doors



Rear Grid Guard

User-friendly
features make it
easy for both
producer and calf



Multi-Positional
Awning provides
shade and
protection from
inclement weather.
Shown with optional
Weather Cover
Extension
(not included)



Supreme
Buddy Hutch
AGRI-4060

ADDITIONAL ACCESSORIES:



NEW
Lift Kit
AGRI-4034N



Early Starter Bowl
AGRI-1066



Weather Cover Extension
attaches to Roof Awning
AGRI-4077



Removable
Center Panel
AGRI-4078





GROUP HUTCH

FOR PAIRED OR GROUP
CALF HOUSING

INDUSTRY 1ST
Swing Up Rear
Bedding Door



Ridge Vents
for Airflow

One-Piece
Construction

Truly
Opaque

Integrated
Poly Skid

For Group Calves up to 20 weeks old*

Stress can be detrimental to calf health and growth. Our Group Hutches are designed to ease the transition from individual to group housing, and to make it easier for your crew to provide the best care. The Swing-Up Rear Bedding Door makes it easier to add bedding, facilitates cleaner housing and raises healthier calves. This hutch is molded in one piece for superior strength that will withstand tough conditions. Our group hutches have no seams, no rivets and no points of weakness. The extra hutch height accommodates longer growth periods, multiple vents for optimal ventilation and has a truly opaque design. **AGRI-4033**

*When using Transition Penning Options; See Pages 26-27

“We love Agri-Plastics Hutches! With the Swing Up Rear Door, they’re great for ventilation, bedding and checking on the calves.”

- G. Whitten, New York

STANDARD FEATURES:



Integrated Skid



Manual Feed/Water Access



Front Ventilation



Top Rear Rotary Vent



Mechanical Feed Access

TIP: Install a Lift Kit to make moving and cleaning quick and easy. AGRI-4034N



The Lift Kit has a new inner plate that helps stabilize the upper bracket.

Group Hutch
AGRI-4033

TIP: Add extra living space with 3 different choices of Transition Pens. See Pages 26-27 for more information



Slatted Window Vents





TRANSITION GROUP FEEDING PENS SELECTION GUIDE

Standard and XL Transition Pen Systems: For calves 6-20 weeks old

With tough aluminum side panels and two mounted troughs, these pens are ideal for calves from 6 to 20 weeks of age. An optional Milk Bar is available to serve multiple calves at one time. When it comes to moving or disassembling, these

group transition pens are quick and easy. Agri-Plastics designed the Transition Pen System to pin together simply at the corners. Choose from the Standard or XL sizes to fit the needs of your herd. (XL Pen has additional 480 sq. ft.)

1. CHOOSE SIZE:



2. CHOOSE TROUGH



OPTIONAL ACCESSORIES:



STANDARD AND XL FEATURES:



Tough, aluminum construction



Sturdy front gate panel



Metal rods make
assembly easy & quick



Additional rear
gate adds 480 sq. ft.

XL FEATURES:

Rolling Transition Pen System AGRI-4036

Included Lift Kit allows
Hutch to be lifted easily

Pen includes three
AFP-800 Hook Over Troughs



Rolling Transition Pen Systems: For calves 6-20 weeks old

With tough aluminum side panels and three mounted troughs, these pens are ideal for calves from 6 to 20 weeks of age. This system is also compatible with Milk Bar Systems. Cut down on labor requirements without short-changing your

calves with our efficient rolling pens. Cleaning is fast and simple – just roll the fence back and forth to get the job done quickly while causing minimal stress to your calves. Rolling Transition Pen System: **AGRI-4036**

We chose this system as it gives us control over what the calf experiences from inclement weather. The Rolling Pen allows us flexibility for regular easy front cleaning. The lift system makes it

convenient to move out of the way for full clean-out. The Milkbar™ mob feeding system allows us to get more milk in to the calves on a two-feed-a-day system.

– C. Veldman, Velrob Farms from Embro, Ontario

SPECIFICATIONS



Deluxe SL Calf Hutch

Dimensions

Outside Dimensions

Inside Dimensions

Weight

Includes: Side Door, 2 Pails, Double Pail Holder, Top Vent, All-in-1 Rear Door, and 2 Bottom Airflow Vents.

AGRI-2016

Imperial

87" L x 49" W x 55" H

79" L x 44.5" W x 50" H

90 lbs.

Metric

221 cm L x 124 cm W x 140 cm H

201 cm L x 113 cm W x 127 cm H

40.8 kg



Deluxe EXL Calf Hutch

Dimensions

Outside Dimensions

Inside Dimensions

Weight

Includes: Side Door, 2 Pails, Double Pail Holder, Top Vent, All-in-1 Rear Door, and 2 Bottom Airflow Vents.

AGRI-1045

Imperial

97.5" L x 62.5" W x 56" H

90.5" L x 56.5" W x 51" H

122.5 lbs.

Metric

248 cm L x 159 cm W x 142 cm H

230 cm L x 144 cm W x 130 cm H

55.6 kg



Deluxe Dual XL Calf Hutch

Dimensions

Outside Dimensions

Inside Dimensions

Weight

Includes: 2 Side Doors, 4 Pails, 2 Double Pail Holders, Top Vent, All-in-1 Rear Door, and 3 Bottom Airflow Vents.

AGRI-1047

Imperial

98" L x 78" W x 57" H

92" L x 74" W x 56" H

149 lbs.

Metric

249 cm L x 198 cm W x 145 cm H

234 cm L x 188 cm W x 142 cm H

67.6 kg



SSL Calf Hutch Rancher System

Dimensions

Outside Dimensions

Inside Dimensions

Fence Dimensions with Hutch

Weight (not including Fence)

Includes: Top Vent, All-in-1 Rear Door, 2 Bottom Airflow Vents.

Wire Fence shown, not included. Feeding accessories on fence not included.

AGRI-5001R (shown with optional 2 Single Holders/Pail Kits & Wire Fence)

Imperial

61" L x 45.5" W x 47" H

57" L x 41.5" W x 42" H

125" L x 48" W

55.5 lbs.

Metric

155 cm L x 115.5 cm W x 119 cm H

145 cm L x 105 cm W x 107 cm H

317.5 cm L x 122 cm W

25.2 kg



SL Calf Hutch Rancher System

Dimensions

Outside Dimensions

Inside Dimensions

Fence Dimensions with Hutch

Weight (not including Fence)

Includes: Top Vent, All-in-1 Rear Door, 2 Bottom Airflow Vents.

Wire Fence shown, not included. Feeding accessories on fence not included.

AGRI-2016R (shown with optional 2 Quick Attach Pails & Wire Fence)

Imperial

87" L x 49 W x 55" H

79" L x 44.5" W x 50" H

150" L x 49" W

80.5 lbs.

Metric

221 cm L x 124 cm W x 140 cm H

201 cm L x 113 cm W x 127 cm H

381 cm L x 124 cm W

36.5 kg



EXL Calf Hutch Rancher System

Dimensions

Outside Dimensions

Inside Dimensions

Fence Dimensions with Hutch

Weight (not including Fence)

Includes: Top Vent, All-in-1 Rear Door, 2 Bottom Airflow Vents.

Wire Fence shown, not included. Feeding accessories on fence not included.

AGRI-1045RF (shown with optional 1 Double Holder/Pail Kit & Wire Fence)

Imperial

97.5" L x 62.5" W x 56" H

90.5" L x 56.5" W x 51" H

158" L x 62.5" W

113 lbs.

Metric

248 cm L x 159 cm W x 142 cm H

230 cm L x 144 cm W x 130 cm H

401 cm L x 159 cm W

51.26 kg



Dual XL Calf Hutch Rancher System AGRI-1047R

Dimensions

Outside Dimensions

Inside Dimensions

Fence Dimensions with Hutch

Weight (not including Fence)

Includes: Top Vent, All-in-1 Rear Door, 3 Bottom Airflow Vents.

Wire Fence shown, not included. Feeding accessories on fence not included.

Imperial

98" L x 78" W x 57" H

92" L x 74" W x 56" H

170" L x 72" W x 40" H

142 lbs.

Metric

249 cm L x 198 cm W x 145 cm H

234 cm L x 188 cm W x 142 cm H

432 cm L x 183 cm W x 102 cm H

64.4 kg

Group Hutch

Dimensions

Outside Dimensions

Inside Dimensions

Weight

Includes: All-in-1 Swing Up Rear Door and Rear Top Rotary Vent.

AGRI-4033

Imperial

106" L x 90" W x 80" H

101" L x 86" W x 79" H

250 lbs.

Metric

269 cm L x 229 cm W x 203 cm H

256 cm L x 218 cm W x 200 cm H

113 kg



Buddy System Calf-Rearing Hutch

Dimensions

Outside Dimensions

Inside Dimensions

Weight

Includes: Awning, Front Doors, Rear Grid Guard, 4 pails, 4 Pail Rings, All-in-1 Swing Up Rear Door and Rear Top Rotary Vent.

AGRI-4060

Imperial

106" L x 90" W x 80" H

101" L x 86" W x 79" H

315 lbs.

Metric

269 cm L x 229 cm W x 203 cm H

256 cm L x 218 cm W x 200 cm H

113 kg



Transition Pen System

Dimensions

Outside Dimensions

Weight

Pen only. Feed Troughs optional - See Page 34

AGRI-1033F

Imperial

192" L x 108" W

200 lbs.

Metric

488 cm L x 274 cm W

91 kg



XL Transition Pen System

Dimensions

Outside Dimensions

Weight

Pen only. Feed Troughs optional - See Page 34

AGRI-1034F

Imperial

192" L x 138" W

225 lbs.

Metric

488 cm L x 351 cm W

102 kg



Rolling Group Feeding Pen

Dimensions

Outside Dimensions

Weight

Rolling Pen only. Includes 3 AFP-800 Troughs (See Page 34) and Lift Kit.

AGRI-4036

Imperial

96" L x 108" W

145 lbs.

Metric

244 cm L x 274 cm W

66 kg



Group Hutch
Not Included

About our Self-Hanging Feeders:

With a capacity of 26.42 gallons, the 491 and 492 Automatic Feeders hold a good portion of feed, which will serve your animals for many hours. Two wing nuts hold an adjustable sliding plate on the front of the hopper that controls feed flow. Adjusted properly, the sliding plate minimizes feed waste and helps keep the feed fresh. For extra protection from the elements, the 492 Automatic Feeder's metal cover keeps food dry.



Automatic
Feeder
AFP-491



Automatic
Feeder
with Lid
AFP-492

SPECIFICATIONS

Ultra Flex-Pen Starter Kit



5' Pen AGRI-7105FS

Dimensions
Inside Dimensions
Total Weight

Imperial
72" L x 50" W x 45" H
58" L x 46" W x 45" H
104.8 lbs.

Metric
183 cm L x 127 cm W x 114 cm H
147 cm L x 117 cm W x 114 cm H
47.5 kg



6' Pen AGRI-7106FS

Dimensions
Inside Dimensions
Total Weight

Imperial
84" L x 50" W x 45" H
70" L x 46" W x 45" H
116 lbs.

Metric
213 cm L x 127 cm W x 114 cm H
178 cm L x 117 cm W x 114 cm H
52.6 kg



7' Pen AGRI-7107FS

Dimensions
Inside Dimensions
Total Weight

Imperial
96" L x 50" W x 45" H
82" L x 46" W x 45" H
130.8 lbs.

Metric
244 cm L x 127 cm W x 114 cm H
208 cm L x 117 cm W x 114 cm H
59.3 kg

Ultra Flex-Pen Add-On Kit



5' Pen AGRI-7105FA

Dimensions
Inside Dimensions
Total Weight

Imperial
72" L x 48" W x 45" H
58" L x 46" W x 45" H
76.8 lbs.

Metric
183 cm L x 122 cm W x 114 cm H
147 cm L x 117 cm W x 114 cm H
34.8 kg



6' Pen AGRI-7106FA

Dimensions
Inside Dimensions
Total Weight

Imperial
84" L x 48" W x 45" H
70" L x 46" W x 45" H
82.4 lbs.

Metric
213 cm L x 122 cm W x 114 cm H
178 cm L x 117 cm W x 114 cm H
37.4 kg



7' Pen AGRI-7107FA

Dimensions
Inside Dimensions
Total Weight

Imperial
96" L x 48" W x 45" H
82" L x 46" W x 45" H
89.8 lbs.

Metric
244 cm L x 122 cm W x 114 cm H
208 cm L x 117 cm W x 114 cm H
40.7 kg

Ultra Flex-Pen Wall Mount Starter Kit



5' Pen AGRI-7105WS

Dimensions
Inside Dimensions
Total Weight

Imperial
72" L x 50" W x 45" H
58" L x 46" W x 45" H
85.4 lbs.

Metric
183 cm L x 127 cm W x 114 cm H
147 cm L x 117 cm W x 114 cm H
38.7 kg



6' Pen AGRI-7106WS

Dimensions
Inside Dimensions
Total Weight:

Imperial
84" L x 50" W x 45" H
70" L x 46" W x 45" H
96.6 lbs.

Metric
213 cm L x 127 cm W x 114 cm H
178 cm L x 117 cm W x 114 cm H
43.8 kg



7' Pen AGRI-7107WS

Dimensions
Inside Dimensions
Total Weight

Imperial
96" L x 50" W x 45" H
82" L x 46" W x 45" H
111.4 lbs.

Metric
244 cm L x 127 cm W x 114 cm H
208 cm L x 117 cm W x 114 cm H
50.5 kg

Ultra Flex-Pen Wall Mount Add-On Kit



5' Pen AGRI-7105WA

Dimensions
Inside Dimensions
Total Weight

Imperial
72" L x 48" W x 45" H
58" L x 46" W x 45" H
57.4 lbs.

Metric
183 cm L x 122 cm W x 114 cm H
147 cm L x 117 cm W x 114 cm H
26 kg



6' Pen AGRI-7106WA

Dimensions
Inside Dimensions
Total Weight

Imperial
84" L x 48" W x 45" H
70" L x 46" W x 45" H
63 lbs.

Metric
213 cm L x 122 cm W x 114 cm H
178 cm L x 117 cm W x 114 cm H
28.6 kg



7' Pen AGRI-7107WA

Dimensions
Inside Dimensions
Total Weight

Imperial
96" L x 48" W x 45" H
82" L x 46" W x 45" H
70.4 lbs.

Metric
244 cm L x 122 cm W x 114 cm H
208 cm L x 117 cm W x 114 cm H
31.9 kg

Starter Pen

Dimensions
Outside Dimensions
Inside Dimensions

AGRI-6000B (Bottle Front Door)

Imperial	Metric
51.5" L x 40" W x 42.5" H	131 cm L x 102 cm W x 108 cm H
47" L x 34.5" W x 42" H	120 cm L x 88 cm W x 106 cm H



Elevated Starter Pen

Dimensions
Outside Dimensions
Inside Dimensions
Slatted Floor Outside Dimensions

AGRI-6013B (Bottle Front Door)

Imperial	Metric
51.5" L x 40" W x 42.5" H	131 cm L x 102 cm W x 108 cm H
47" L x 34.5" W x 42" H	120 cm L x 88 cm W x 106 cm H
55" L x 42" W x 9.25" H	140 cm L x 106 cm W x 23 cm H



Movable Starter Pen

Dimensions
Outside Dimensions
Inside Dimensions
Slatted Floor Outside Dimensions

AGRI-6014B (Bottle Front Door)

Imperial	Metric
51.5" L x 40" W x 42.5" H	131 cm L x 102 cm W x 108 cm H
47" L x 34.5" W x 42" H	120 cm L x 88 cm W x 106 cm H
55" L x 42" W x 9.25" H	140 cm L x 106 cm W x 23 cm H



Starter Pen

Dimensions
Outside Dimensions
Inside Dimensions

AGRI-6000T (Teat Bucket Front Door)

Imperial	Metric
51.5" L x 40" W x 42.5" H	131 cm L x 102 cm W x 108 cm H
47" L x 34.5" W x 42" H	120 cm L x 88 cm W x 106 cm H



Elevated Starter Pen

Dimensions
Outside Dimensions
Inside Dimensions
Slatted Floor Outside Dimensions

AGRI-6013T (Teat Bucket Front Door)

Imperial	Metric
51.5" L x 40" W x 42.5" H	131 cm L x 102 cm W x 108 cm H
47" L x 34.5" W x 42" H	120 cm L x 88 cm W x 106 cm H
55" L x 42" W x 9.25" H	140 cm L x 106 cm W x 23 cm H



Movable Starter Pen

Dimensions
Outside Dimensions
Inside Dimensions
Slatted Floor Outside Dimensions

AGRI-6014T (Teat Bucket Front Door)

Imperial	Metric
51.5" L x 40" W x 42.5" H	131 cm L x 102 cm W x 108 cm H
47" L x 34.5" W x 42" H	120 cm L x 88 cm W x 106 cm H
55" L x 42" W x 9.25" H	140 cm L x 106 cm W x 23 cm H



Three Calf Flex-Hutch

Dimensions
Outside Dimensions
Inside living area per calf
Weight

AGRI-8001

Imperial	Metric
72" L x 96" W x 52" H	183 cm L x 244 cm W x 132 cm H
68" L x 30" W x 49" H	180 cm L x 76 cm W x 125 cm H
261 lbs.	118 kg



Two Calf Flex-Hutch

Dimensions
Outside Dimensions
Inside living area per calf
Weight

AGRI-8002

Imperial	Metric
72" L x 96" W x 52" H	183 cm L x 244 cm W x 132 cm H
68" L x 46" W x 49" H	180 cm L x 117 cm W x 125 cm H
226 lbs.	103 kg















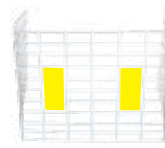






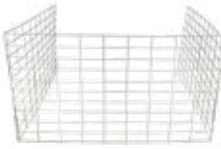
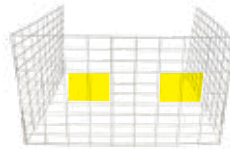
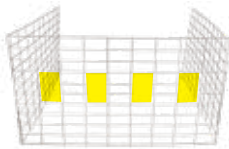



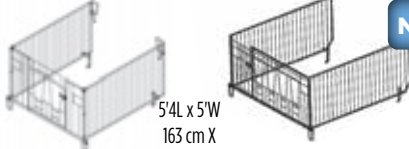


ACCESSORIES

From Bottles to Teats, to Feeders and Fences, we have the accessories to effectively support our successful housing systems for young calves. Produced from durable materials, these accessories are made to save

2 QT. BOTTLE	3 QT. BOTTLE	4 QT. BOTTLE	TEAT BUCKET
			
AGRI-1070	AGRI-1071	AGRI-1074	AGRI-4009
BLACK TEAT	RED TEAT	MILK BAR 10 PACK COLOSTRUM TEAT	MILK BAR 10 PACK REPLACEMENT TEAT
			
AGRI-1026	AGRI-1026M	AGRI-MBT	AGRI-1MBT
MILK BAR VITALITY 5-PACK SYSTEM	1 CALF MILK BAR HANGING FEEDER 8L / 2 gal	1 CALF MILK BAR HANGING FEEDER 4L / 1 gal	QUICK ATTACH PAIL WITH HANDLE
			
AP-MBVP-4L	AGRI-MB1EL	AGRI-MB1-4L	AGRI-1056H
2 CALF MILK BAR HANGING FEEDER 15L / 4 gal	4 CALF MILK BAR FEEDER 36L / 9.5 gal	5 CALF MILK BAR FEEDER 36L / 9.5 gal	QUICK ATTACH PAIL NO HANDLE
			
AGRI-MB5-2T	AGRI-MB4	AGRI-MB5EL	AGRI-1056
10 QT. PAIL WITH HANDLE	10 QT. PAIL NO HANDLE	SINGLE FENCE MOUNT PAIL HOLDER	DBL. FENCE MOUNT PAIL HOLDER
			
AGRI-1049H	AGRI-1049N	AGRI-1048S	AGRI-1048D
EARLY STARTER BOWL	PAIL RINGS	SINGLE HUTCH MOUNT PAIL HOLDER	DBL. HUTCH MOUNT PAIL HOLDER
			
AGRI-1066	For Flex Hutch, Easy Feed Door, HD Front Panel, Buddy Hutch, Starter Pens: AGRI-6005 For Ultra Flex-Pen Only: AGRI-3024	AGRI-1048SH	AGRI-1048N
HOLD DOWN HUTCH ANCHOR	QUICK ATTACH HUTCH LATCH	EASY FEEDING FRONT DOOR	FRONT PLASTIC PIPES
			
AGRI-2072HW	AGRI-2079	For SL and EXL Hutches: AGRI-1073N	SL: AGRI-2041 EXL: AGRI-1041 / DUAL XL: AGRI-6041

on labor costs and improve on your calves' health. Your livestock is one of your most important farming investments. Find the ideal livestock feeding equipment at Agri-Plastics so your calves can Begin Strong, Stay Strong. * Yellow areas represent feeding openings

ULTRA-FLEX BOTTLE HOLDER	WIRE BOTTLE HOLDER	4" GRID WIRE BOTTLE HOLDER	6" GRID WIRE BOTTLE HOLDER
 AGRI-7124	 AGRI-7024	 AGRI-2014	 AGRI-2005
CHUTE WIRE BOTTLE HOLDER	HUTCH MOUNT/ FENCE MOUNT BOTTLE HOLDERS	UNCUT 4" GRID WIRE FENCE	UNCUT 6" GRID WIRE FENCE
 AGRI-8013	 HUTCH MOUNT: AGRI-2002 / FENCE MOUNT: AGRI-2003	 6'L X 4"W 183 cm X 122 cm AGRI-2011	 6'L X 4"W 183 cm X 122 cm AGRI-2001
TETHER CABLE KIT	GROUP HUTCH LIFT KIT	DUAL 4" GRID WIRE FENCE*	DUAL 6" GRID WIRE FENCE*
 SSL: AGRI-5010 / SL: AGRI-2017 / EXL: AGRI-1017	 AGRI-4034N Comes with inner stabilizing plate	 6'L X 4"W 183 cm X 122 cm AGRI-2010	 6'L X 4"W 183 cm X 122 cm AGRI-2000
ULTRA FLEX-PEN WALL MOUNT BRACKET	ULTRA FLEX-PEN BACK TO BACK BRACKET	2 SINGLE 4" GRID WIRE PANEL*	2 SINGLE 6" GRID WIRE PANEL*
 AGRI-7112	 AGRI-7126	 6'L X 4"W 183 cm X 122 cm AGRI-2010S	 6'L X 4"W 183 cm X 122 cm AGRI-2000S
SL AND EXL HD FRONT PANEL	ULTRA FLEX-PEN GROUP HOUSING BARS	TRIPLE 4" GRID WIRE FENCE*	TRIPLE 6" GRID WIRE FENCE*
 AGRI-2070	 5' / 6' / 7' BARS: AGRI-7113 / AGRI-7114 / AGRI-7115	 6'L X 4"W 183cm x 122cm AGRI-2013C3	 6'L X 4"W 183cm x 122cm AGRI-2000C3
6' / 4" HD GRID WIRE PANEL	DUAL XL GRID WIRE FENCE - NO CUTS	DUAL XL GRID WIRE FENCE FOR DOUBLE HOLDER PAIL KIT*	DUAL XL GRID WIRE FENCE FOR SINGLE HOLDER PAIL KIT OR QUICK ATTACH PAIRS*
 6'L 183 cm AGRI-2073	 6'L X 6'W 183 cm X 183 cm AGRI-2012	 6'L X 6'W 183 cm X 183 cm AGRI-2012D	 6'L X 6'W 183 cm X 183 cm AGRI-2012S
SL / EXL SNAP IN STORM DOOR	SL HINGE STORM DOOR	SUPREME FENCE	
 SL: AGRI-2062 / EXL: AGRI-1062	 AGRI-2063 (For SL Hutch)	 5'4L x 4'W 163 cm X 123 cm SL: AGRI-1800	 5'4L x 5'W 163 cm X 152 cm EXL: AGRI-1900 DUAL XL: AGRI-1700 6'L X 6'W 183 cm X 183 cm NEW

ACCESSORIES

<p>ALL-IN-1 REAR DOOR</p> <p>NEW</p>  <p>AGRI-1151</p>	<p>ULTRA FLEX-PEN HAY FEEDER</p>  <p>AGRI-7025</p>	<p>1.9 gal/7L TROUGH</p>  <p>AFP-109</p>	<p>.5 gal/2 L TROUGH (118)</p>  <p>AFP-118</p>
<p>SMALL HANGING GRAIN FEEDER</p>  <p>FOR FLEX HUTCH: AGRI-8030</p>	<p>LARGE HANGING GRAIN FEEDER</p>  <p>Updated Design! Feeder now hangs on fence exterior</p> <p>AGRI-2132</p>	<p>8.5 gal/32L TROUGH</p>  <p>AFP-800</p>	<p>11.1 gal/42L TROUGH</p>  <p>AFP-1000</p>
<p>REAR ROTARY VENTS FOR DUAL XL HUTCH</p>  <p>AGRI-4015</p>	<p>SELF HANGING FEEDER</p>  <p>FEEDER: AFP-491 / WITH LID: AFP-492</p>	<p>13.2 gal/50L TROUGH</p>  <p>AFP-1200</p>	<p>31.7 gal/120L TROUGH</p>  <p>AFP-1600</p>
<p>INSIDE HUTCH HAY FEEDERS</p>  <p>SL: AGRI-2052 / EXL: AGRI-1052 / DUAL XL: AGRI-3052</p>	<p>LARGE CALF JACKET</p>  <p>AGRI-4999</p>	<p>47.6 gal/180L TROUGH</p>  <p>AFP-1800</p>	<p>26.4 gal/100L TROUGH</p>  <p>AFP-2000</p>
<p>FOOT BATH</p>  <p>AGRI-1005</p>	<p>BOOT BATH</p>  <p>AGRI-1030</p>	<p>INFO STICKERS</p>  <p>AGRI-7026</p>	<p>8 BUSHEL FEED SILAGE CART</p>  <p>AGRI-1006</p>
<p>12 BUSHEL FEED SILAGE CART</p>  <p>AGRI-1007</p>	<p>17 BUSHEL FEED SILAGE CART</p>  <p>AGRI-1034</p>	<p>18 BUSHEL FEED SILAGE CART</p>  <p>AGRI-1008</p>	<p>20 BUSHEL FEED SILAGE CART</p>  <p>AGRI-1009</p>

NOTES/PLANNING



INTRODUCING THE DOOR WITH MORE: **ALL-IN-1 REAR DOOR**

- 82% MORE AIR FLOW CAPACITY • LARGER AREA FOR REAR FEEDING
- BIGGER BEDDING DOOR OPENING

See page 11 for more information.



AGRI-PLASTICS
The Calf Housing Specialist®

CALFHUTCH.COM • info@calfhutch.com • 1-888-231-3575