


AGRI-PLASTICS

The Calf Housing Specialist®

2026



WE DON'T CUT CORNERS

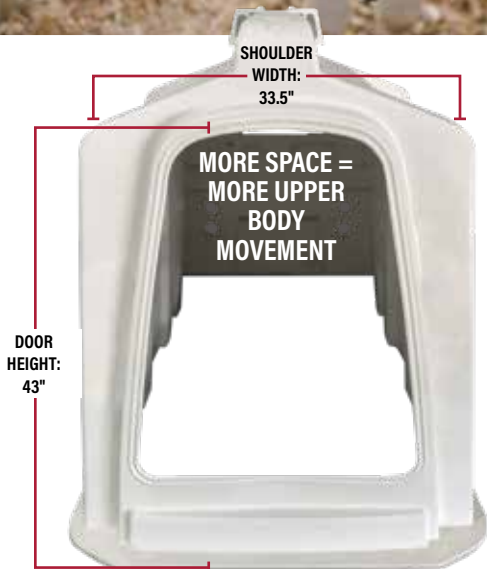
WHERE CALVES FEEL RIGHT AT HOME.

PRODUCT CATALOG



"We Don't Cut Corners" emphasizes our commitment to superior design and quality in our wide body hutches and indoor pens. Unlike our competitors, we ensure that every aspect of our hutches enhances the welfare and growth of the calves. Our design considerations include ample space for you or your farm help, durable materials, and thoughtful features that create a healthier and more comfortable environment for the calves.

- **Wide Body Hutches allow for more upper body movement for your calves and caretakers**
- **We offer a more rectangular-shaped structure, providing extra space compared to other hutches with triangular or sloped sides.**



EXAMPLE SHOWN: SL CALF HUTCH

Wide Body Environment (WBE)

Improved Calf Interaction: Accommodates shoulder width and head height, making it easier for calves to turn around inside our calf hutches.

Enhanced Animal Welfare: Increased space creates a more open and less restrictive environment, benefiting both calves and caretakers. This added space not only improves comfort but also supports healthier calf development and more efficient care routines.

Wider Indoor Calf Pens: Our standard indoor calf raising pens feature 48" centers, rather than 46".

Stronger, More Durable Design

More Calf Room: Straighter side walls reduce taper, offering calves additional room and enhanced comfort.

Stronger Plastic: Agri-Plastics manufactures the world's toughest calf housing products using high-grade, color-compounded plastic. This ensures exceptional durability, longevity, and a robust opaque color.

Comprehensive Design for Calf Health:


No Compromises on Accessories: We include all necessary features as standard, without cutting costs on essential items such as the standard Roof Vent, standard Bottom Air Flow Vents, and standard All-in-1 Rear Door.

Optimal Calf Environment: Every design aspect is geared towards what's best for your calves, ensuring their health and growth are prioritized.



CORNERS

WHERE CALVES FEEL
RIGHT AT HOME.



Standard High-Quality Features:

Bottom Air Flow Vents: Included as standard to ensure proper ventilation and a healthy environment.

Adjustable Top Roof Vent: Facilitates air flow, preventing moisture buildup and improving air quality.

All-in-1 Rear Door: Combines multiple functions into a single feature for ease of use and enhanced calf welfare. Can be used for bedding, feeding, and ventilation.

Rain Protection: Wet calves are at risk of illness. Our top vent is designed to minimize rain entry, while the rear doors feature a rain shield and straighter back wall to keep the hutch dry and maintain a healthy environment for your calves.



FOCUS ON

5

Reduce calf mortality with Agri-Plastics' Focus on 5, enhancing animal welfare through key life-sustaining housing attributes.



VENTILATION

Optimize air flow and reduce ammonia to enhance calf health and comfort.



BEDDING

Cleaner, healthier calves with easy-access bedding doors.



TEMPERATURE

100% opaque plastic ensures calf comfort with consistent temperatures. Vents ensure optimal air flow.



FEEDING

Agri-Plastics calf products are engineered to optimize food intake and safety, from colostrum to concentrate.



MANAGEMENT

When you're backed by The Calf Housing Specialists, managing your investment is easier and more cost-effective than ever!

Contact Us:

Toll-Free: 1-888-231-3575
info@agri-plasticsgroup.com

United States

701 East Elm Street,
Sidney, NE 69162
Tel: 1-308-254-1137
Toll Free: 1-888-231-3575
Fax: 1-308-254-4527

Canada

Headquarters

7793 Young Street,
Grassie, ON LOR 1M0
Tel: 1-905-945-3116
Toll Free: 1-888-231-3575
Fax: 1-905-945-9804

Canada

Warehouse

1238 Nellis Street,
Woodstock ON, N4T 1N9
Tel: 1-226-204-0196
Toll Free: 1-888-231-3575

Europe / CIS / Middle East International Sales

Knock na Creva,
Athenry, Galway, Ireland
Tel: +353 91 399903
intsales@agri-plasticsgroup.com

CALF HOUSING

SELECTION GUIDE

Regardless of your facility's setup and calf needs, Agri-Plastics has the solutions to shelter your investment.

Our hutches are built to last, while saving you time and maintaining herd health. Our innovations are based on our own experiences raising calves and decades of experience in calf rearing.

Climate Control

Whether you live in extreme heat or bitter cold, your particular climate will affect which features matter most to you and your calves' health. That's why Agri-Plastics offer hutches with right or left offset doors or full openings to accommodate varying climates.

Built for Your Operation

At Agri-Plastics, we understand that calf housing is never "One Size Fits All." What works for a small dairy most likely will not work for a large operation, so we offer a variety of options and sizes to make sure you can find the best fit for your operation.



Individual Calf Housing Options



Starter Pens

STARTER PEN

For calves 0-10 days old*

Set directly on the ground or use our optional Elevated or Movable Starter Pens.

Flex Hutches



DryZone Slat Floor, See pages 17 and 35

FLEX-HUTCH

For up to 8 week old calves*

Sturdy construction accommodates two or three calves; cleanup and maintenance are easy, economical and efficient.

SSL Space Saver Calf Hutch

Deluxe SL Calf Hutch

Deluxe EXL Extra Large Calf Hutch



DELUXE AND RANCHER CALF HUTCHES

SSL Hutch for calves up to 4 weeks*, SL Hutch for calves up to 10 weeks*, EXL Hutch for calves up to 12 weeks*

The Deluxe SSL Space Saver Calf Hutch works well for shorter periods of time or smaller calves. These hutches facilitate air flow, comfort and cleanliness.

For standard growth periods of up to 10 weeks of age, turn to the Deluxe SL Standard Length Calf Hutch. Most popular for weaned calves. Choose between side or rear feeding options.

The Deluxe EXL Extra-Large Calf Hutch accommodates longer growth periods up to 12 weeks. The wider Dual XL Hutch is for paired calves up to 8 weeks* of age.



Multi Calf Housing Options

Open Air Flex-Pens

Ultra Flex-Pens



OPEN-AIR FLEX-PENS AND ULTRA FLEX-PENS

For Single or Paired Calves up to 12 week old calves*

This innovative solution to calf housing allows calves to be housed individually or grouped together via the easily detachable center panel. Choose from plastic front/rear doors or galvanized metal front/rear doors.



Dual XL Rancher Calf Hutch

DUAL XL CALF HUTCH

For up to 8 week old calves*

Same great features as our Single Calf Hutch line but made for paired calves. Features a wider, taller door opening, plus the ultimate in rear ventilation control.

Supreme Buddy Hutch



SUPREME BUDDY HUTCH AND GROUP HUTCH

Supreme Buddy Hutch for calves up to 14 weeks*

Group Hutch for calves up to 20 weeks* (when using Transition Pens)

Helps reduce calf stress by pairing calves in one hutch. Ease your calves' transition from hutches to group housing by using our Group Hutches.



Group Hutch



STARTER PEN

SELECTION GUIDE FOR SINGLE CALF HOUSING

Available in 3 options: Standard, Elevated, Movable - For Single Calves 0-10 days old*

The Starter Pen from Agri-Plastics is designed to this specific size so you can easily train your calves to drink properly and get them off to a healthy start. These units are just for short term use before moving your calves to your Calf Hutches, larger Indoor Pens, off-site Calf Ranch, Group Housing or Robotic Feeding setups.

The Elevated Starter Pen is designed for optimal drainage. It is made with a slatted floor that sits above the ground on galvanized metal legs. The Movable Starter Pen has two swivel wheels with brakes and two rigid wheels that are mounted directly to the slatted floor which makes it convenient for changing locations.

1. CHOOSE MODEL:



Standard Starter Pen
AGRI-6000B (Bottle)
AGRI-6000T (Teat Bucket)



Elevated Starter Pen
AGRI-6013B (Bottle)
AGRI-6013T (Teat Bucket)



Movable Starter Pen
AGRI-6014B (Bottle)
AGRI-6014T (Teat Bucket)



Teat Bucket Feeding



Bottle Feeding

2. CHOOSE FEEDING OPTIONS:



Pail Ring
AGRI-6005



10 Qt. Pail
AGRI-1049H



Teat Bucket
AGRI-4009



Early Starter Bowl
AGRI-1066



Plastic Fence Mount
Bottle Holder
AGRI-2003



Wire Bottle Holder
AGRI-7024



2 and 3 Qt. Bottles
AGRI-1070/1071
(Sold separately;
see Pages 29, 30)

STANDARD FEATURES:



Slam Latch



Rear Rotary Venting



Flips up for easy cleaning



Easy lifting



Heat Lamp Holder
AGRI-6009

ELEVATED/MOVABLE FEATURES:

OPTIONS:



“Our Starter Pens work well in the colder months to help get calves warmed up and dried off. With a heat lamp on them they get a better start with less stress in the first few days of life”.

– Greenmoor Farms



TIP: Remove the front door, and use the Starter Pen as a Cuddle Box.



TIP: Add an extra layer of warmth by attaching a heat lamp.
Heat Lamp Holder: AGRI-6009
(Lamp/Light bulb not included.)

WHAT SETS OUR CALF PENS APART

Provide your youngest calves with housing designed for their needs to give them the best start. Our Elevated Starter Pens feature slatted floors for improved ventilation and can be easily flipped for quick, thorough cleaning.





CUSTOMIZED INDOOR PENS:

Protect your calves - and your investment - with the versatile Flex-Pen Systems from Agri-Plastics. Both the Ultra Flex-Pen and Open Air Flex-Pen transition effortlessly from single to group housing simply by detaching the side panels and using the Group Housing Bar to connect the pens. Molded from super-tough polyethylene, these lightweight, durable units assemble quickly with easy-glide rods and are packed with features that enhance calf safety and producer convenience.

The Ultra Flex-Pen features side panels with integrated sliding vents to comply with specific regional ventilation regulations. The Open Air Flex-Pen includes all the benefits of the Ultra model, plus front and rear panels made from hot-dipped galvanized steel for enhanced airflow, visibility, and access. Its side panels also feature a wire grid window to improve air circulation and allow visibility to adjacent calves.

ULTRA FLEX-PEN

OPEN AIR FLEX-PEN



- Ultra Flex-Pen Front Gate
- 6' Ultra Flex-Pen Side Panels
- Ultra Flex-Pen Rear Panel



- 48" Open Air Flex-Pen Front Gate
- 7' Ultra Flex-Pen Side Panels
- 48" Open Air Flex-Pen Rear Panel

STANDARD FEATURES

POPULAR CONFIGURATIONS



Open Air Bi-Swing Front Door



Ultra Flex-Pen Bi-Swing Front Door



Open Air Rear Door Access



Ultra Flex-Pen's Rear Door Access and Rear Rotary Vent



Open Air Latching System



Ultra Flex-Pen's secure, easy-grip Locking Handle



Ultra Flex-Pens with Back-to-Back Brackets



Open Air Flex-Pen Front and Rear Panels



Ultra Flex-Pens on DryZone Flooring: See page 17 for more information

Configure Your Pen, Your Way

- For Single or Paired Calves up to 12 weeks old*

- 3 Front Gate Options + 6 Side Panel Options + 3 Rear Gate Options = Endless Customization

1 Choose Front Panel

Choose from all plastic Ultra Flex-Pen Front Gate, or hot-dipped galvanized steel 36" or 48" Open Air Flex-Pen Front Gate. Comes with 2 pail rings and 2 pails of your choice.



Open Air Flex-Pen
36" Front Gate
AGRI-7129



Open Air Flex-Pen
48" Front Gate
AGRI-7127



Ultra Flex-Pen
Front Gate
AGRI-7110

2 Choose Side Panel Type and Depth

Choose from the Ultra Flex-Pen Side Panels with sliding vents or the Open Air Flex-Pen Side Panels with wire grid insert. Available in 5', 6', and 7' depths.



Ultra Flex-Pen
5' Side Panel AGRI-7105



Ultra Flex-Pen
6' Side Panel AGRI-7106



Ultra Flex-Pen
7' Side Panel AGRI-7107



Open Air Flex-Pen
5' Side Panel AGRI-7205



Open Air Flex-Pen
6' Side Panel AGRI-7206



Open Air Flex-Pen
7' Side Panel AGRI-7207

3 Choose Rear Panels

Choose from all plastic Ultra Flex-Pen Rear Panel, or hot-dipped galvanized steel 36" or 48" Open Air Flex-Pen Rear Panel. Ultra Flex-Pen Rear Panel has an adjustable Rear Rotary Vent.



Open Air Flex-Pen
36" Rear Panel
AGRI-7130



Open Air Flex-Pen
48" Rear Panel
AGRI-7128



Ultra Flex-Pen
Rear Panel
AGRI-7108

4 Choose Feeding Options

Add your feeding accessories to complete the front feeding system (not included).



Wire Bottle Holder for
Open Air Flex-Pen
Gate AGRI-7024



Wire Bottle Holder
for Ultra Flex-Pen
Gate AGRI-7124



Bottles and Nipples
(Sold separately;
see Pages 29, 30)



Early Starter Bowl
AGRI-1066



Double-Sided
Hay Feeder
AGRI-7025



Teat Bucket
AGRI-4009



Teat Bucket Bracket
for Open Air Gate
AGRI-4109HW



DELUXE CALF HUTCH

SELECTION GUIDE FOR SINGLE CALF HOUSING

Single Calf Housing - Available in 2 sizes: SL (Large) and EXL (Extra Large)

Our rugged hutches are engineered to not only shelter your livestock, but to dependably serve you, even after years of rough daily use. Choose from two different sizes - the SL Large Deluxe Calf Hutch or the EXL Extra Large Deluxe Calf Hutch. All systems come ready to use with industry-first Bottom Rear Air Flow Vents, Adjustable Roof Vent and

All-in-1 Rear Door. This system includes an inside Double Pail Holder and two 10 Quart Pails. You choose the side door location for a truly customized housing solution. Agri-Plastics calf hutches are used world-wide to shelter and protect calves, and to grow your investment.

1. CHOOSE HUTCH MODEL

Includes: Side Door, 2 Pails, Double Pail Holder, Top Vent, All-in-1 Rear Door, and 2 Bottom Air Flow Vents.

SL Deluxe Hutch: For Up to 10 week old calves*

Choose from: Left, Right or Full Door Opening, Left or Right Feeding Door. **AGRI-2016**



EXL Deluxe Hutch: For Up to 12 week old calves*

Choose from: Left or Right Feeding Door. **AGRI-1045**



2. CHOOSE FEEDING OPTIONS:



Hutch Mount Bottle Holder **AGRI-2002**
(EXL Hutch includes front and rear molded-in bottle holders)



2, 3, 4 Qt. Bottles and Nipples
(Sold separately; see Pages 29, 30)



Early Starter Bowl **AGRI-1066**



Universal Hanging Grain Feeder **AGRI-2444**



Teat Bucket **AGRI-4009**

3. CHOOSE CONFINEMENT OPTIONS:




SL / EXL Tether Bar Kit **AGRI-2017 / 1017**



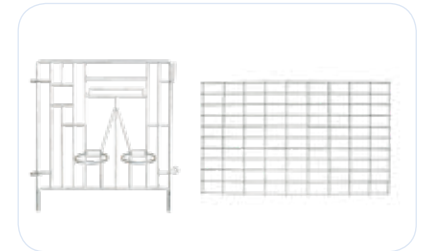
SL / EXL Front Plastic Pipes **AGRI-2041 / 1041**



Easy Front Feeding Door **AGRI-1073N**



Weather Cover **AGRI-4013** **TIP:** Protect pails with Weather Cover



Heavy Duty Front Panel and Side Panels
(See Page 31)

4. CHOOSE FENCE STYLE:



SL Deluxe Hutch shown with Right Door opening, right Side Feeding Door, and optional Hutch Mount Bottle Holder and Bottle



INDUSTRY 1ST Adjustable roof vent can slide to control ventilation


All-in-1 Rear Door



INDUSTRY 1ST Bottom Air Flow Vents

STANDARD FEATURES:

ALL-IN-1 DOOR FEATURES:



Wire Fence
4 Cut Options
(See Page 31)



Supreme Fence
SL: AGRI-1800 /
EXL: AGRI-1900



Roof Vent can slide to control ventilation



2 Bottom Air Flow Vents



Flap door opens for ventilation



Open to add bedding



Open to add feed/water



RANCHER CALF HUTCH SELECTION GUIDE FOR SINGLE CALF HOUSING

Single Calf Housing - Add extra living space with Exterior Fencing

Agri-Plastics has refined their calf hutch line with more customized feeding and configurations. These calf hutches are built tough, designed for labor efficiency and stand up to tough demands. The optional Direct Mount Pail has an integrated latch hook so your calves don't knock off the pails.

We also have more wire fencing choices than anyone else like our standard Wire Fence with a variety of cuts for feeding, Heavy Duty Fence, or Supreme Fence. Innovation and variety make Agri-Plastics the #1 choice in the industry.

1. CHOOSE HUTCH MODEL Includes: Top Vent, All-in-1 Rear Door, 2 Bottom Air Flow Vents.

SSL Hutch Rancher System:
For up to 4 week old calves*
AGRI-5001R



SSL shown with optional Wire Fence and Accessories

SL Hutch Rancher System:
For up to 10 week old calves*
Choose from: Full / Right / Left Door Opening
AGRI-2016R



SL shown with optional Wire Fence and Accessories

EXL Hutch Rancher System:
For up to 12 week old calves*
AGRI-1045R



EXL shown with optional Wire Fence and Accessories

2. CHOOSE FEEDING OPTIONS:



Direct Mount Pail
AGRI-1056 (without handle)
AGRI-1056H (with handle)



Single Holder/Pail Kit
AGRI-1131N (without handle)
AGRI-1131H (with handle)
*Kit include 1 Single Holder, 1 Pail




Double Holder/Pail Kit
AGRI-1130N (without handle)
AGRI-1130H (with handle)
*Kit include 1 Dbl. Holder, 2 Pails

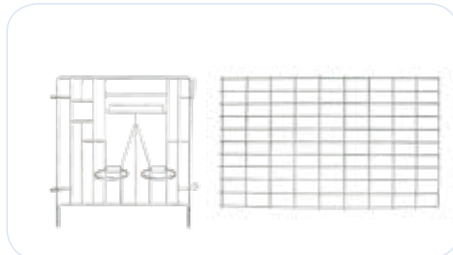


TIP: Our All-in-1 Rear Door gives quick access to bedding and feeding. Vents provide extra ventilation.

3. CHOOSE FENCE STYLE:



Wire Fence /
4 Cut Options (See Page 31)



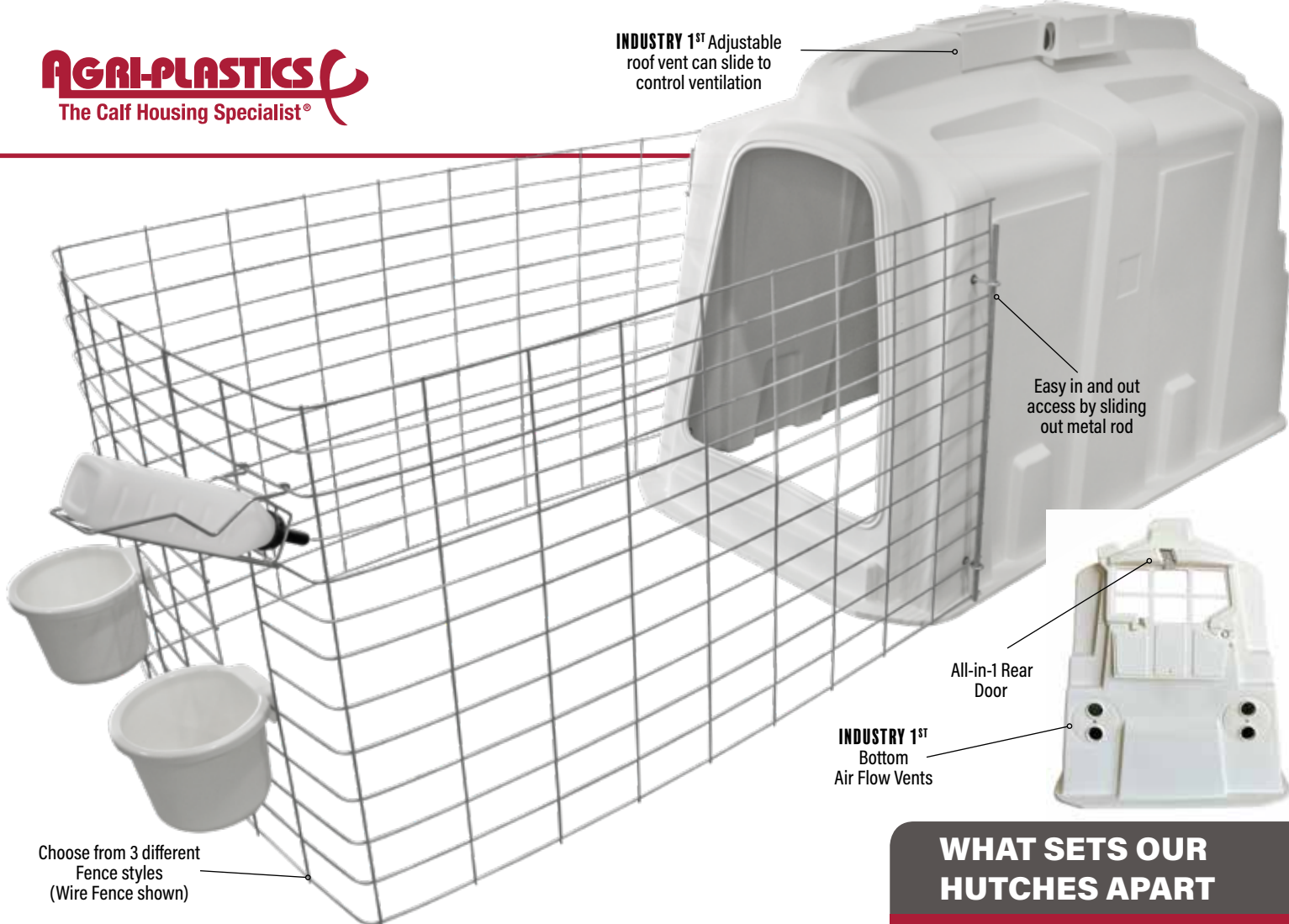
Heavy Duty Front Panel and Side Panels
(See Page 31)



EXL Supreme Fence
AGRI-1900



SSL & SL Supreme Fence
AGRI-1800



WHAT SETS OUR HUTCHES APART

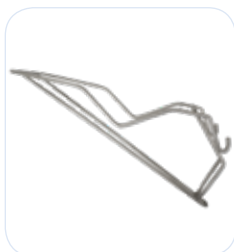
The only Rear Door that does it all: ventilation, bedding and the option to rear feed. This door also has a built-in leaning edge for easy cleaning. This prevents the hutch from falling over when pressure washing. Only one person required for cleaning.



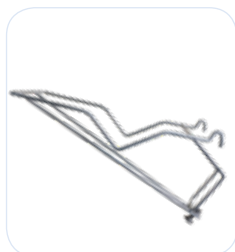
4. CHOOSE BOTTLE HOLDER:



Plastic Fence Mount
Bottle Holder
AGRI-2003



Stainless Steel Wire
Bottle Holder (for 4" Grid)
AGRI-2014



Wire Bottle Holder
(for 6" Grid)
AGRI-2005



Easy-Load Fence
Mount Bottle Holder
AGRI-7177

5. FEEDING ACCESSORIES:



Weather Cover
AGRI-4013



Teat Bucket
AGRI-4009



Early Starter Bowl
AGRI-1066



Bottles & Nipples
(Sold separately;
see Pages 29, 30)



Universal Hanging
Grain Feeder
AGRI-2444



20 Qt. Quick
Attach Pail
AGRI-2050

SUPREME FENCE



Standard Supreme Fence shown on SL Hutch

SSL & SL Supreme Fence: AGRI-1800
Dimensions: 47" W x 64.5" D x 42" H

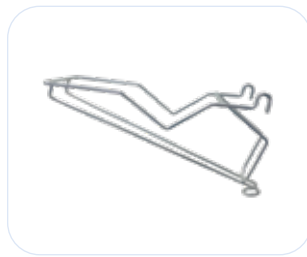


EXL Supreme Fence: AGRI-1900
Dimensions: 58" W x 64.5" D x 42" H



Dual XL Supreme Fence: AGRI-1700
Dimensions: 77" W x 78" D x 42" H

FEEDING ACCESSORIES:



Wire Bottle Holder
AGRI-7024



Chute Wire Bottle Holder
AGRI-8013



Plastic Fence Mount
Bottle Holder AGRI-2003



20 Qt. Pail
AGRI-1050



20 Qt. Pail Ring
AGRI-9000



Teat Bucket
AGRI-4009



Weather Cover
AGRI-4013

SELECTION GUIDE

STANDARD FEATURES:



Standard Footed
Front Fence



Durable
Slam Latch

OPTIONAL WHEEL KIT:



Supreme Fence
Wheel Kit
AGRI-1813

For SL, EXL and Dual XL Hutches

A convenient way to house calves. It's very user- and calf-friendly enhancing cleanability, functionality and movability. This system creates an optimal outdoor space for calf comfort. The 3-in-1 Supreme Fence was engineered to withstand the day to day punishment that a dairy farm encounters. It's adaptable for bottle, teat bucket or Milk Bar™ milk feeding. It's the choice of top calf growers.



1. Add Fence for additional living space



2. Fence lifts up for easy access to hutch door



3. Hinged back joint for rear of the hutch cleaning access and moving



Available in Two Calf or Three Calf Configurations For calves 0-8 weeks old*

Each Flex-Hutch can house two or three calves depending on your choice of configuration. The Flex-Hutch can be placed directly on the ground or it can also be mounted on DryZone, our elevated slatted floor. The sturdy plastic construction is easier and less expensive to maintain than wooden hutches while lasting up to four times as long, saving you time, money and headaches.* Patented

Flex-Hutch Features:

- Cleans and sanitizes easily, so you can put it back in service with zero downtime
- Simplifies chores such as bedding, feeding, watering and cleaning
- Provides shelter against all types of weather
- Adjustable, hinged Flex-Roof Cover™ opens in one easy movement
- Adjustable Rear Door allows single-motion ventilation control
- Comes with Pails and Pail Rings
- 10-year limited warranty

1. CHOOSE HUTCH MODEL:

Two Calf Flex-Hutch AGRI-8002



Three Calf Flex-Hutch AGRI-8001



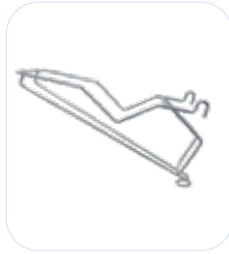
2. CHOOSE FEEDING OPTIONS:



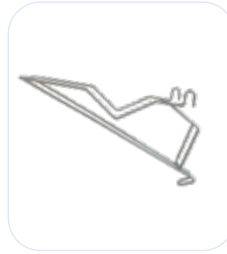
20 Qt. Pail
AGRI-1050



20 Qt. Pail Ring
AGRI-9000



Wire Bottle Holder
AGRI-7124



Chute Wire Bottle Holder
AGRI-8013



2, 3, 4 Qt. Bottles*
AGRI-1070 / 1071 / 1074
(Sold separately;
see Pages 29, 30)



Universal Hanging
Grain Feeder
AGRI-2444

STANDARD FEATURES:



Easy, one-step rear vent control



Pails and Pail Rings



Hinged Flex-Roof Cover™

DRYZONE* SLATTED FLOOR

For Hutches and Pens



DryZone Slatted Floor Features:

- Modular slatted platform for floor plan flexibility
- Enhances animal welfare
- Reduce bedding consumption

- Textured surface for traction
- 8'L x 2'W Sections (Flex Hutch uses 3)
- Universal design
- Removable Flex-Hutch Position Brackets

DryZone Slatted Flooring is the ultimate choice for high-quality plastic flooring in calf operations. This is an exceptionally robust and enduring flooring solution that enhances calf welfare by providing better air flow and maintaining a clean and dry environment for the calves.

* Patent Pending.

ELEVATE HUTCH WITH DRYZONE FLOORS:



Three 8'L x 2'W x 1.625"H DryZone Slat Sections shown with Brackets, Hardware Kit and wood frame (not included)
AGRI-8008



Flex-Hutch Position Brackets
AGRI-8044



DryZone Hardware Kit (wood not included)
AGRI-8042

AGRI-PLASTICS
The Calf Housing Specialist®



DUAL XL DELUXE HUTCH FOR PAIRED CALF HOUSING

For Paired Calves up to 8 weeks old*

Life is a balancing act, and in the dairy industry we must remain mindful of the marketplace. Many purchasers of our calf housing products prefer calves to be raised and prosper in an enhanced environment. Agri-Plastics has taken the lead in producing such a housing system. We have balanced cost-effectiveness and growth efficiency using a companionship platform. The Dual XL Deluxe Hutch addresses the standards that govern us. This paired calf hutch offers the largest area of any

XL hutch on the market, ensuring maximum efficiency and comfort. It supplies the space that allows calves to commingle at a young age and meets calf housing regulations for buddying two calves. Two calves in one hutch promotes companionship and competitiveness, which research has proven to help achieve optimal growth. Efficient growth = positive ROI. Couple these benefits with one of the best warranties in the industry and get a winning combination with the Dual XL Hutch.

1. CHOOSE HUTCH:



Shown with Full Door Opening, All-in-1 Rear Door, 3 Standard Bottom Rear Vents, and 2 Optional Top Rear Vents

Dual XL Hutch Deluxe:

Choose from: Left, Right or Full Door Opening. Includes: 2 Side Doors, 2 Double Pail Holders, 4 Pails, Top Vent, All-in-1 Rear Door, and 3 Bottom Rear Air Flow Vents. **AGRI-1047**

2. CHOOSE SIDE DOOR POSITION:



Choose from Right Front or Right Rear Side Door for bedding or feeding



Choose from Left Front or Left Rear Side Door for bedding or feeding



INDUSTRY 1ST: Shown with 3 Standard Bottom Rear Vents, 2 Optional Top Rear Vents and All-in-1 Rear Door

3. CHOOSE ACCESSORIES:



Easy-Load Fence Mount Bottle Holder AGRI-7177



Plastic Hutch Mount Bottle Holder AGRI-2002



Plastic Fence Mount Bottle Holder AGRI-2003

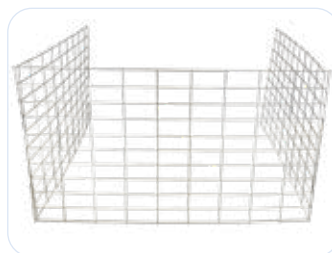


Wire Bottle Holder AGRI-2014

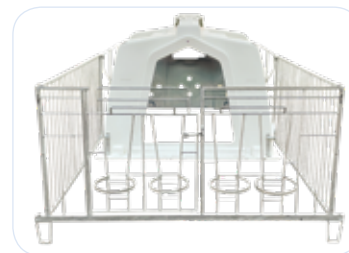
4. CHOOSE CONFINEMENT OPTIONS:



Dual XL Front Plastic Pipes AGRI-6041



Dual XL Wire Fence (Uncut) AGRI-2012



Dual XL Supreme Fence AGRI-1700

DUAL XL: 23.8% LARGER
than comparable hutches!

INDUSTRY 1ST
Stay-open
feeding
doors provide
additional
ventilation

INDUSTRY 1ST
Adjustable
Sliding
Roof Vent

Extra
door height
accommodates
longer growth
stage

Includes
2 pail holders
and 4 pails

4 locations
for Optional
Side Doors

Versatility for Feeding/Bedding

Side Feeding/Bedding Doors provide access to pails while allowing extra ventilation. Keep them closed for weather protection. At the rear, the All-in-1 Door includes a drop-down cover for partial ventilation, or you can swing the entire door open on its corner hinge for full access and airflow.



5. FEEDING ACCESSORIES:



Milk Bar
Nipples,
See Page 29



2, 3, 4 Qt. Bottles
and Nipples
(Sold separately;
see Pages 29, 30)



Weather Cover
AGRI-4013



Universal Hanging
Grain Feeder
AGRI-2444



Teat Bucket
AGRI-4009



Milk Bar
Calf Buddy
2/20L Feeder:
AGRI-MB CB2-20L



DUAL XL RANCHER HUTCH FOR PAIRED CALF HOUSING

Shown with Full Door Opening, Optional Wire Fence, 2 Double Holder/Pail Kits and 2 Fence Mount Bottle Holders



Shown with Full Door Opening, Optional Wire Fence, two 10 Qt. Direct Mount Pails, and two 20 Qt. Direct Mount Pails

- For Paired Calves up to 8 weeks old*
- Largest XL Hutch on the market

This system offers all the features of the Dual XL Deluxe Hutch, minus the Side Feeding Doors. Feed externally with three fence options. The Dual XL Rancher Hutch provides the largest interior space for calf growth and comfort, meeting housing regulations for buddying two calves. Pairing calves promotes companionship and competitiveness, leading to optimal growth and a better ROI. Plus, it comes with one of the best warranties in the industry, making it a winning choice.

1. CHOOSE HUTCH:

Dual XL Hutch Rancher System:

Choose from: Left, Right or Full Door Opening. Includes: Top Vent, All-in-1 Rear Door, and 3 Bottom Air Flow Vents. **AGRI-1047R**

2. CHOOSE BOTTLE HOLDERS:



Easy-Load Fence Mount Bottle Holder
AGRI-7177



Plastic Fence Mount Bottle Holder
AGRI-2003



Wire Bottle Holder (for 4" Grid)
AGRI-2014

3. CHOOSE FEEDING OPTIONS:



Direct Mount Pail
AGRI-1056 (without handle)
AGRI-1056H (with handle)

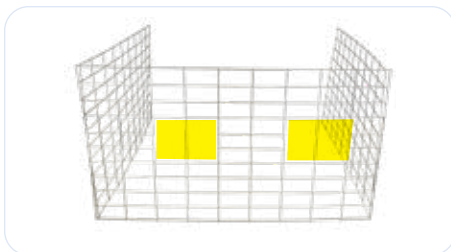


Single Holder/Pail Kit
AGRI-1131N (without handle)
AGRI-1131H (with handle)
*Kits include 1 Single Holder, 1 Pail

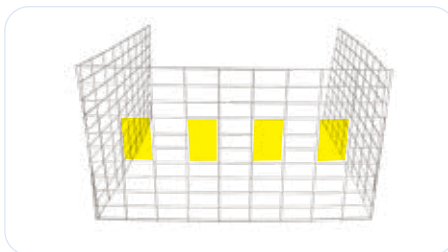


Double Holder/Pail Kit
AGRI-1130N (without handle)
AGRI-1130H (with handle)
*Kits include 1 Dbl. Holder, 2 Pails

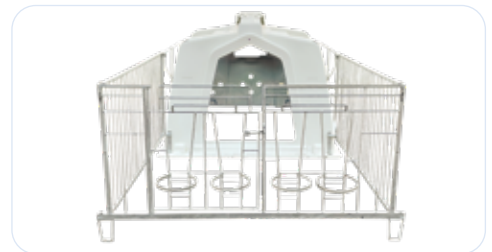
4. CHOOSE CONFINEMENT OPTIONS:



Dual XL Wire Fence (for Double Holder/Pail Kit)
AGRI-2012D




Dual XL Wire Fence (for Single Holder/Pail Kit or Direct Mount Pails)
AGRI-2012S



Dual XL Supreme Fence
AGRI-1700

DUAL XL: 23.8% LARGER than competitive hutches!

INDUSTRY 1ST
Adjustable
Sliding Roof Vent



Shown with Full Door Opening, Optional Wire Fence, 4 Direct Mount Pails, 2 Bottles and Teats, and 2 Wire Bottle Holders

Choose from 3 different Fence styles (Wire Fence shown)

The Ultimate in Ventilation Versatility and Control

Our **INDUSTRY 1ST** Rear Rotary Vents are circular, keeping your calves' hooves and legs safe from any cuts or scrapes. Simply rotate the vent to control the level of air flow. The Dual XL Rancher Hutch comes with three standard Bottom Rear Vents. Add two more optional Top Rear Vents for even greater ventilation. In addition to the Rear Vents, our All-in-1 Rear Door increases air flow capacity by 82%. The door can also be opened fully for greater ventilation or feed/bedding access.



5. FEEDING ACCESSORIES:



2, 3, 4 Qt. Bottles and Nipples (Sold separately; see Pages 29, 30)




Weather Cover AGRI-4013



Universal Hanging Grain Feeder AGRI-2444



Milk Bar Calf Buddy 2/20L Feeder: AGRI-MB CB2-20L



10 Qt. Direct Mount Pail AGRI-1056



20 Qt. Direct Mount Pail AGRI-2050




SUPREME BUDDY HUTCH FOR PAIRED CALF HOUSING

For Paired Calves 0-14 weeks old*

This modified Group Hutch works perfectly for paired newborn calves for accelerated calf growth. By pairing calves together, stress is reduced and their overall health and development is improved. Benefits of paired housing include: reduced weaning distress, faster weight gain, promotion of solid feed intake, increased socialization, and minimized cross-suckling. Calves can be housed together or separate, based on the needs and preference of the producer. **AGRI-4060**

INDUSTRY 1ST Swing-Up doors provide protection and ventilation control with slatted windows



“Calves are the future of our dairies. This system helps us achieve incredible performance in our calf program.”



Laura Raatz of Wagner Farms,
Agri-Plastics Calf Specialist Advisor

1. CHOOSE FEEDING OPTIONS:



Hutch Mount Bottle Holder AGRI-2002
(Fits 2, 3, 4 Qt. Bottles)



2, 3, 4 Qt. Bottles and Nipples
(Sold separately; see Pages 29, 30)



Milk Bar Calf Buddy
2/20L Feeder
AGRI-MB CB2-20L



Milk Bar Calf Buddy
2/20L Feeder Lid
AGRI-MB CB2 LID



Side Door Hay Feeder: Includes Side Door Cover
AGRI-2052



Universal Hanging Grain Feeder
AGRI-2444

STANDARD FEATURES:



4 Pails and 4 Pail Rings



Slam Latch



Bi-Swing Front Doors



Rear Grid Guard

User-friendly features make it easy for both producer and calf



Awning in Up position



Awning in Middle position




Awning in Down position

Multi-Positional Awning provides shade and protection from inclement weather. Shown with optional Weather Cover Extension (not included)



Supreme
Buddy Hutch
AGRI-4060

**ADDITIONAL
ACCESSORIES:**



Lift Kit
AGRI-4034N



Early Starter Bowl
AGRI-1066



Weather Cover Extension
attaches to Roof Awning
AGRI-4077



Removable
Center Panel
AGRI-4078



Scan QR code
to see video of Buddy
Hutches in Ontario



GROUP HUTCH FOR PAIRED OR GROUP CALF HOUSING

INDUSTRY 1ST
Swing Up Rear
Bedding Door



Ridge Vents
for Air Flow

One-Piece
Construction

Truly
Opaque

Integrated
Poly Skid

For Group Calves up to 20 weeks old*

Stress can be detrimental to calf health and growth. Our Group Hutches are designed to ease the transition from individual to group housing, and to make it easier for your crew to provide the best care. The Swing-Up Rear Bedding Door makes it easier to add bedding, facilitates cleaner housing and raises healthier calves. This hutch is molded in one piece for superior strength that will withstand tough conditions. Our group hutches have no seams, no rivets and no points of weakness. The extra hutch height accommodates longer growth periods, multiple vents for optimal ventilation and has a truly opaque design.

AGRI-4033

“
We love Agri-Plastics Hutches! With the Swing Up Rear Door, they’re great for ventilation, bedding and checking on the calves.
”
- G. Whitten, New York

STANDARD FEATURES:



Integrated Skid



Manual Feed/Water Access



Front Ventilation



Top Rear Rotary Vent




Mechanical Feed Access

TIP: Install a Lift Kit to make moving and cleaning quick and easy. AGRI-4034N



The Lift Kit has an inner plate that helps stabilize the upper bracket.



Group Hutch
AGRI-4033



Slatted Window Vents



TIP: Add extra living space with 3 different choices of Transition Pens. See Pages 26-27.



TRANSITION GROUP FEEDING PENS SELECTION GUIDE

Standard and XL Transition Pen Systems - For calves 6-20 weeks old*

Built with durable aluminum side panels and two optional mounted troughs, these pens are ideal for calves 6 to 20 weeks old. Add Milk Bar Feeders for efficient feeding. The Group Transition Pens are quick and easy to move or

disassemble, thanks to a simple corner pinning system designed by Agri-Plastics. Choose between Standard and XL sizes to fit your herd's needs - the XL Pen provides an additional 480 sq. ft. of space.

1. CHOOSE SIZE:

Standard Transition Pen System
AGRI-1033F



XL Transition Pen System
AGRI-1034F



2. CHOOSE TROUGH:



8.5 gal/32L Trough
AFP-800



11.1 gal/42L Trough
AFP-1000



13.2 gal/50L Trough
AFP-1200



31.7 gal/120L Trough
AFP-1600




47.6 gal/180L Trough
AFP-1800



26.4 gal/100L Trough
AFP-2000 (For XL Pen Only)

OPTIONAL ACCESSORIES:



Group Hutch Lift Kit
AGRI-4034N



Milk Bar Calf Buddy 5/50L
Feeder: AGRI-MB CB 5-50L



Automatic Feeder
AFP-491



Automatic Feeder with Lid
AFP-492 (See Page 27)

STANDARD AND XL FEATURES:



Tough, aluminum construction



Sturdy front gate panel



Metal rods make
assembly easy & quick



Additional rear
gate adds 480 sq. ft.

XL FEATURES:



Rolling Transition Pen Systems

These pens are made with tough aluminum side panels and come with three mounted troughs and a Lift Kit. This system is also compatible with Milk Bar Systems. Cut down on labor requirements without short-changing your calves with our

efficient rolling pens. Cleaning is fast and simple — just roll the fence back and forth to get the job done quickly while causing minimal stress to your calves. Rolling Transition Pen System: **AGRI-4036**

“Feeding efficiency, ease of use and healthy calves are paramount for us. This system allows us to feed and grow multiple calves efficiently. We use bulk feeders for milk and pellets from 2 weeks of age. Commingling

keeps our calves calm but competitive. We love the ease of cleaning with the Rolling Fronts. When the calves have grown out, we lift the complete system using the lift kit on top of the hutch, clean out, wash and disinfect.”

- Nic Mutsaers, Jogview Farms, Ontario

BETTER FEEDING. HEALTHIER CALVES.



Less Scours

Faster Weight Gain

Supports Rumen Development

Milk Bar Revolution Snap-On Nipples are designed to mimic natural suckling and support healthy calf development. With built-in flow control, calves feed slower, digest better, and grow stronger - promoting long-term health and performance.

Their performance starts with us.

CALFHUTCH.COM



AGRI-PLASTICS
The Calf Housing Specialist®

Agri-Plastics is a Milk Bar distributor. Scan this QR Code see a video about Milk Bar Revolution Nipples.

ACCESSORIES






























<p>MILK BAR REVOLUTION AUTO TEAT (10-PACK)</p>  <p>AGRI-MBREV-AUTO-T</p>	<p>MILK BAR REVOLUTION COLOSTRUM SNAP ON NIPPLE</p>  <p>Per 1: AGRI-MBCOL / Box of 100: AGRI-MBCOL-2</p>	<p>MILK BAR REVOLUTION SNAP ON NIPPLE</p>  <p>Per 1: AGRI-MBREV-1 / Box of 100: AGRI-MBREV</p>	<p>MILK BAR COLOSTRUM TEAT FOR FEEDERS (10-PACK)</p>  <p>AGRI-MBCT</p>	<p>MILK BAR TEAT (10-PACK)</p>  <p>AGRI-MB-T10</p>
<p>MILK BAR CALF BUDDY TRAINING TEAT (10 PACK)</p>  <p>AGRI-CB-TT</p>	<p>MILK BAR CALF BUDDY BUDDY TEAT (10 PACK)</p>  <p>AGRI-MB CB TEAT</p>	<p>MILK BAR CALF BUDDY STARTER PACK (10-PACK PAIRS)</p>  <p>AGRI-MB CB SP</p>	<p>MILK BAR CALF BUDDY CONNECTOR (10-PACK)</p>  <p>AGRI-MB CB CONNECTOR</p>	
<p>MILK BAR CALF BUDDY 1/9L FEEDER 2.38 GAL.</p>  <p>AGRI-MB CB 1-9L</p>	<p>MILK BAR CALF BUDDY 2/20L FEEDER 5.28 GAL.</p>  <p>AGRI-MB CB 2-20L</p>	<p>MILK BAR CALF BUDDY 5/50L FEEDER 13.21 GAL.</p>  <p>AGRI-MB CB 5-50L</p>	<p>1 CALF MILK BAR HANGING FEEDER 4L / .87 GAL.</p>  <p>AGRI-MB1-4L</p>	
<p>MILK BAR CALF BUDDY 1/9L LID</p>  <p>AGRI-MB CB 1 LID</p>	<p>MILK BAR CALF BUDDY 2/20L LID</p>  <p>AGRI-MB CB 2 LID</p>	<p>MILK BAR CALF BUDDY 5/50L LID</p>  <p>AGRI-MB CB5 LID</p>	<p>MILK BAR FEEDER LID</p>  <p>AGRI-MB-5L</p>	
<p>MILK BAR 1 EZI LOCK 8L - OUTSIDE PEN 8 L / 2.1 GAL.</p>  <p>AGRI-MB 8L - OSP</p>	<p>MILK BAR 1 EZI LOCK 8L - INSIDE PEN 8 L / 2.1 GAL.</p>  <p>AGRI-MB 8L - ISP</p>	<p>MILK BAR 2 CALF HANGING FEEDER 15 L / 4 GAL.</p>  <p>AGRI-MB5-2T</p>	<p>MILK BAR 3 COMPARTMENT FEEDER 19 L / 5 GAL.</p>  <p>AGRI-MB3C</p>	<p>MILK BAR XL 4 CALF HANGING FEEDER 36 L / 9.51 GAL.</p>  <p>AGRI-MBXL-4</p>
<p>MILK BAR 5 CALF FEEDER 36 L / 9.5 GAL.</p>  <p>AGRI-MB5EL</p>	<p>MILK BAR 5 COMPARTMENT FEEDER 30 L / 7.9 GAL.</p>  <p>AGRI-MB5C</p>	<p>MILK BAR 6 FEEDER 36 L / 9.51 GAL.</p>  <p>AGRI-MB6</p>	<p>MILK BAR XL 8 FEEDER 60 L / 15.9 GAL.</p>  <p>AGRI-MBXL-8</p>	<p>MILK BAR 10 FEEDER 60 L / 15.9 GAL.</p>  <p>AGRI-MB10</p>
<p>MILK BAR XL 10 FEEDER 90 L / 23.8 GAL.</p>  <p>AGRI-MBXL-10</p>	<p>MILK BAR 12 FEEDER 90 L / 23.8 GAL.</p>  <p>AGRI-MB12</p>	<p>MILK BAR 20 FEEDER 120 L / 31.7 GAL.</p>  <p>AGRI-MB20</p>	<p>MILK BAR HARDWARE / REPLACEMENT PARTS</p>  <p>Milk Bar Plugs (10-Pack) AGRI-MB-PLUGS Calf Buddy Hook & Catch Set AGRI-CB-H&C SET Ezi Lock Hook Set AGRI-MB-LHS</p>	

ACCESSORIES

From Bottles to Teats, to Feeders and Fences, we have the accessories to effectively support our successful housing systems for young calves. Produced from durable materials, these accessories are made to save

6.5 QT. PAIL NO HANDLE	TEAT BUCKET / BRACKET	10 QT. PAIL RINGS	10 QT. PAILS	10 QT. DIRECT MOUNT PAILS
 AGRI-1019	 AGRI-4009 / 4109HW	 AGRI-6005	 Handle: AGRI-1049H No Handle: AGRI-1049N	 Handle: AGRI-1056H No Handle: AGRI-1056
EARLY STARTER BOWL		20 QT. PAIL RING	20 QT. PAILS	20 QT. DIRECT MOUNT PAILS
 AGRI-1066		 20 Qt. Ring: AGRI-9000	 Handle: AGRI-1050H No Handle: AGRI-1050	 Handle: AGRI-2050H No Handle: AGRI-2050
UNIVERSAL GRAIN FEEDER	ULTRA FLEX-PEN PAIL RINGS		SINGLE FENCE MOUNT PAIL HOLDER	DBL. FENCE MOUNT PAIL HOLDER
 Hooks easily on any fence AGRI-2444	 For Ultra Flex-Pen Only AGRI-3024		 AGRI-1048S	 AGRI-1048D
AUTOMATIC FEEDER	AUTOMATIC FEEDER WITH LID		SINGLE HUTCH MOUNT PAIL HOLDER	DBL. HUTCH MOUNT PAIL HOLDER
 AFP-491	 AFP-492		 AGRI-1048SH	 AGRI-1048N
2 QT. BOTTLE	3 QT. BOTTLE	4 QT. BOTTLE	WIRE BOTTLE HOLDER	
 AGRI-1070	 AGRI-1071	 AGRI-1074	 AGRI-7024	
RED TEAT	BLACK TEAT	HUTCH MOUNT BOTTLE HOLDER	CHUTE WIRE BOTTLE HOLDER	ULTRA-FLEX-PEN BOTTLE HOLDER
 AGRI-1026M	 AGRI-1026	 AGRI-2002	 AGRI-8013	 AGRI-7124
EASY-LOAD FENCE MOUNT BOTTLE HOLDER	FENCE MOUNT BOTTLE HOLDER	6" GRID FENCE MOUNT WIRE BOTTLE HOLDER	4" GRID FENCE MOUNT WIRE BOTTLE HOLDER	
 AGRI-7177	 AGRI-2003	 AGRI-2005	 AGRI-2014	

on labor costs and improve on your calves' health. Your livestock is one of your most important farming investments. Find the ideal livestock feeding equipment at Agri-Plastics so your calves can thrive. * Yellow areas represent feed/water openings

<p>WIRE FENCE - NO CUTS</p>  <p>4'W X 6'D 122 cm x 183 cm</p> <p>AGRI-2011</p>	<p>DOUBLE CUT GRID WIRE FENCE*</p>  <p>4'W X 6'D 122 cm x 183 cm</p> <p>AGRI-2010</p>	<p>SPACED DOUBLE CUT WIRE FENCE*</p>  <p>4'W X 6'D 122 cm x 183 cm</p> <p>AGRI-2010S</p>	<p>TRIPLE CUT WIRE FENCE*</p>  <p>4'W X 6'D 122 cm x 183 cm</p> <p>AGRI-2010C3</p>
<p>HEAVY DUTY SIDE WIRE PANEL</p>  <p>6'D 183 cm</p> <p>AGRI-2073</p>	<p>DUAL XL WIRE FENCE - NO CUTS</p>  <p>6'W X 6'D 183 cm x 183 cm</p> <p>AGRI-2012</p>	<p>DUAL XL WIRE FENCE*</p> <p>FOR DOUBLE HOLDER PAIL KITS</p>  <p>6'W X 6'D 183 cm x 183 cm</p> <p>AGRI-2012D</p>	<p>DUAL XL WIRE FENCE*</p> <p>FOR SINGLE PAIL KITS & DIRECT MOUNT PAILS</p>  <p>6'W X 6'D 183 cm x 183 cm</p> <p>AGRI-2012S</p>
<p>HEAVY DUTY WIRE FRONT GATE</p>  <p>AGRI-2070</p>	<p>SUPREME FENCES</p>  <p>47" W x 64.5" D x 42" H 119 cm W x 164 cm D x 107 cm H</p> <p>SSL & SL: AGRI-1800</p> <p>58" W x 64.5" D x 42" H 147 cm W x 164 cm D x 107 cm H</p> <p>EXL: AGRI-1900</p> <p>77" W x 78" D x 42" H 196 cm W x 198 cm D x 107 cm H</p> <p>DUAL XL: AGRI-1700</p>		<p>SMALL AND LARGE CALF JACKETS</p>  <p>SMALL: AGRI-4997 / LARGE: AGRI-4999</p>
<p>EASY FEEDING FRONT DOOR</p>  <p>For SL and EXL Hutches: AGRI-1073N</p>	<p>FRONT PLASTIC PIPES</p>  <p>SL: AGRI-2041 EXL: AGRI-1041 / DUAL XL: AGRI-6041</p>	<p>TETHER CABLE KIT</p>  <p>SSL: AGRI-5010 / SL: AGRI-2017 / EXL: AGRI-1017</p>	<p>SMALL AND LARGE CALF JACKETS</p>  <p>SMALL: AGRI-4997 / LARGE: AGRI-4999</p>
<p>HOLD DOWN HUTCH ANCHOR</p>  <p>AGRI-2072HW</p>	<p>QUICK ATTACH HUTCH LATCH</p>  <p>AGRI-2079</p>	<p>ALL-IN-1 REAR DOOR</p>  <p>AGRI-1151</p>	<p>REAR VENTS</p>  <p>Dual XL: AGRI-4015 • SSL/SL/EXL: AGRI-2021</p>
<p>SL / EXL SNAP IN STORM DOOR</p>  <p>SL: AGRI-2062 / EXL: AGRI-1062</p>	<p>SL HINGE STORM DOOR</p>  <p>AGRI-2063 (For SL Hutch)</p>	<p>INSIDE HUTCH HAY FEEDERS</p>  <p>SL: AGRI-2052 EXL: AGRI-1052 DUAL XL: AGRI-3052</p>	<p>GROUP HUTCH LIFT KIT</p>  <p>Comes with inner stabilizing plate</p> <p>AGRI-4034N</p>
<p>ULTRA FLEX-PEN WALL BRACKETS</p>  <p>AGRI-7012</p>	<p>ULTRA FLEX-PEN BACK TO BACK BRACKETS</p>  <p>AGRI-7126</p>	<p>ULTRA FLEX-PEN GROUP HOUSING BARS</p>  <p>5': AGRI-7113 / 6': AGRI-7114 / 7': AGRI-7115</p>	<p>ULTRA FLEX-PEN HAY FEEDER</p>  <p>AGRI-7025</p>

SPECIFICATIONS

Width - Left to Right
Depth - Front to Back
Height - Bottom to Top

For precise measurements required for installation, please contact your Sales Representative or call us at 1-888-231-3575.

Starter Pen

Dimensions
Outside Dimensions
Inside Dimensions
Weight

AGRI-6000B (Bottle Front Door)

Imperial
60" W x 51.5" D x 42" H
35" W x 47" D x 42" H
62 lbs.

Metric
152 cm W x 131 cm D x 108 cm H
88 cm W x 120 cm D x 108 cm H
28 kg.



Elevated Starter Pen

Dimensions
Outside Dimensions
Inside Dimensions
Weight

AGRI-6013B (Bottle Front Door)

Imperial
42" W x 55" D x 69.25" H
35" W x 47" D x 42" H
139 lbs.

Metric
107 cm W x 140 cm D x 176 cm H
88 cm W x 120 cm D x 108 cm H
63 kg.



Movable Starter Pen

Dimensions
Outside Dimensions
Inside Dimensions
Weight

AGRI-6014B (Bottle Front Door)

Imperial
42" W x 55" D x 69.25" H
35" W x 47" D x 42" H
141 lbs.

Metric
107 cm W x 140 cm D x 176 cm H
88 cm W x 120 cm D x 108 cm H
64 kg.



Starter Pen

Dimensions
Outside Dimensions
Inside Dimensions
Weight

AGRI-6000T (Teat Bucket Front Door)

Imperial
60" W x 51.5" D x 42" H
35" W x 47" D x 42" H
62.5 lbs.

Metric
152 cm W x 131 cm D x 108 cm H
88 cm W x 120 cm D x 108 cm H
28.4 kg.



Elevated Starter Pen

Dimensions
Outside Dimensions
Inside Dimensions
Weight

AGRI-6013T (Teat Bucket Front Door)

Imperial
42" W x 55" D x 69.25" H
35" W x 47" D x 42" H
139.5 lbs.

Metric
107 cm W x 140 cm D x 176 cm H
88 cm W x 120 cm D x 108 cm H
63.3 kg.



Movable Starter Pen

Dimensions
Outside Dimensions
Inside Dimensions
Weight

AGRI-6014T (Teat Bucket Front Door)

Imperial
42" W x 55" D x 69.25" H
35" W x 47" D x 42" H
141.5 lbs.

Metric
107 cm W x 140 cm D x 176 cm H
88 cm W x 120 cm D x 108 cm H
64.2 kg.



Three Calf Flex-Hutch

Dimensions
Outside Dimensions
Inside living area per calf
Weight

AGRI-8001

Imperial
96" W x 72" D x 52" H
30" W x 68" D x 49" H
261 lbs.

Metric
244 cm W x 183 cm D x 132 cm H
76 cm W x 173 cm D x 125 cm H
118.4 kg.



Two Calf Flex-Hutch

Dimensions
Outside Dimensions
Inside living area per calf
Weight

AGRI-8002

Imperial
96" W x 72" D x 52" H
46" W x 68" D x 49" H
226 lbs.

Metric
244 cm W x 183 cm D x 132 cm H
117 cm W x 173 cm D x 125 cm H
102.5 kg.



SPECIFICATIONS

Width - Left to Right
Depth - Front to Back
Height - Bottom to Top

For precise measurements required for installation, please contact your Sales Representative or call us at 1-888-231-3575.



Deluxe SL Calf Hutch

Dimensions	Imperial	Metric
Outside Dimensions	49" W x 87" D x 55" H	124 cm W x 221 cm D x 140 cm H
Inside Dimensions	44.5" W x 79" D x 50" H	113 cm W x 201 cm D x 127 cm H
Weight	90 lbs.	40.8 kg.

Includes: Side Door, 2 Pails, Double Pail Holder, Top Vent, All-in-1 Rear Door, and 2 Bottom Air Flow Vents.



Deluxe EXL Calf Hutch

Dimensions	Imperial	Metric
Outside Dimensions	62.5" W x 97.5" D x 56" H	159 cm W x 248 cm D x 142 cm H
Inside Dimensions	56.5" W x 90.5" D x 51" H	144 cm W x 230 cm D x 130 cm H
Weight	122.5 lbs.	55.6 kg.

Includes: Side Door, 2 Pails, Double Pail Holder, Top Vent, All-in-1 Rear Door, and 2 Bottom Air Flow Vents.



Deluxe Dual XL Calf Hutch

Dimensions	Imperial	Metric
Outside Dimensions	78" W x 98" D x 57" H	198 cm W x 249 cm D x 145 cm H
Inside Dimensions	74" W x 92" D x 56" H	188 cm W x 234 cm D x 142 cm H
Weight	149 lbs.	67.6 kg.

Includes: 2 Side Doors, 4 Pails, 2 Double Pail Holders, Top Vent, All-in-1 Rear Door, and 3 Bottom Air Flow Vents.



SSL Calf Hutch Rancher System

Dimensions	Imperial	Metric
Outside Dimensions	45.5" W x 61" D x 47" H	116 cm W x 155 cm D x 119 cm H
Inside Dimensions	41.5" W x 57" D x 42" H	105 cm W x 145 cm D x 107 cm H
Fence Dimensions with Hutch	48" W x 125" D	122 cm W x 317.5 cm D
Weight (not including Fence)	55.5 lbs.	25.2 kg.

Includes: Top Vent, All-in-1 Rear Door, 2 Bottom Air Flow Vents.
 Wire Fence shown, not included. Feeding accessories on fence not included.

AGRI-5001R (shown with optional 2 Single Holders/Pail Kits & Wire Fence)



SL Calf Hutch Rancher System

Dimensions	Imperial	Metric
Outside Dimensions	49" W x 87" D x 55" H	124 cm W x 221 cm D x 140 cm H
Inside Dimensions	44.5" W x 79" D x 50" H	113 cm W x 201 cm D x 127 cm H
Fence Dimensions with Hutch	49" W x 151" D	124.5 cm W x 383.5 cm D
Weight (not including Fence)	80.5 lbs.	36.5 kg.

Includes: Top Vent, All-in-1 Rear Door, 2 Bottom Air Flow Vents.
 Wire Fence shown, not included. Feeding accessories on fence not included.

AGRI-2016R (shown with optional 2 Direct Mount Pails & Wire Fence)



EXL Calf Hutch Rancher System

Dimensions	Imperial	Metric
Outside Dimensions	62.5" W x 97.5" D x 56" H	159 cm W x 248 cm D x 142 cm H
Inside Dimensions	56.5" W x 90.5" D x 51" H	144 cm W x 230 cm D x 130 cm H
Fence Dimensions with Hutch	62.5" W x 158" D	159 cm W x 401 cm D
Weight (not including Fence)	113 lbs.	51.2 kg.

Includes: Top Vent, All-in-1 Rear Door, 2 Bottom Air Flow Vents.
 Wire Fence shown, not included. Feeding accessories on fence not included.

AGRI-1045RF (shown with optional 1 Double Holder/Pail Kit & Wire Fence)



Dual XL Calf Hutch Rancher System

Dimensions	Imperial	Metric
Outside Dimensions	78" W x 98" D x 57" H	198 cm W x 249 cm D x 145 cm H
Inside Dimensions	74" W x 92" D x 56" H	188 cm W x 234 cm D x 142 cm H
Fence Dimensions with Hutch	78" W x 158.5" D	198 cm W x 402 cm D
Weight (not including Fence)	142 lbs.	64.4 kg.

Includes: Top Vent, All-in-1 Rear Door, 3 Bottom Air Flow Vents.
 Wire Fence shown, not included. Feeding accessories on fence not included.

AGRI-1047R

Group Hutch

Dimensions
Outside Dimensions 106" W x 90" D x 80" H
Inside Dimensions 101" W x 86" D x 79" H
Weight 250 lbs.
Includes: All-in-1 Swing Up Rear Door and Rear Top Rotary Vent.

AGRI-4033

Imperial
106" W x 90" D x 80" H
101" W x 86" D x 79" H
250 lbs.

Metric
269 cm W x 229 cm D x 203 cm H
256.5 cm W x 218 cm D x 200 cm H
113.4 kg.



Buddy System Calf-Rearing Hutch

Dimensions
Outside Dimensions 106" W x 90" D x 80" H
Inside Dimensions 101" W x 86" D x 79" H
Weight 315 lbs.
Includes: Awning, Front Doors, Rear Grid Guard, 4 pails, 4 Pail Rings, All-in-1 Swing Up Rear Door and Rear Top Rotary Vent.

AGRI-4060

Imperial
106" W x 90" D x 80" H
101" W x 86" D x 79" H
315 lbs.

Metric
269 cm W x 229 cm D x 203 cm H
256.5 cm W x 218 cm D x 200 cm H
142.9 kg.



Transition Pen System

Dimensions
Outside Dimensions 108" W x 192" D
Weight 200 lbs.
Pen only. Feed Troughs optional - See Page 26

AGRI-1033F

Imperial
108" W x 192" D
200 lbs.

Metric
274 cm W x 488 cm D
90.7 kg.



XL Transition Pen System

Dimensions
Outside Dimensions 138" W x 192" D
Weight 225 lbs.
Pen only. Feed Troughs optional - See Page 26

AGRI-1034F

Imperial
138" W x 192" D
225 lbs.

Metric
351 cm W x 488 cm D
102 kg.



Rolling Group Feeding Pen

Dimensions
Outside Dimensions 108" W x 96" D
Weight 145 lbs.
Rolling Pen only. Includes 3 AFP-800 Troughs (See Page 27) and Lift Kit.

AGRI-4036

Imperial
108" W x 96" D
145 lbs.

Metric
247 cm W x 244 cm D
65.8 kg.



8' DryZone Slat Floor AGRI-8008

Imperial Dimensions/Weight 8' L x 2' W x 1.625" H 28 lbs.
Metric Dimensions/Weight 244 cm L x 61 cm W x 4 cm H 12.7 kg.



Open Air Pen
Front/Rear
Position Bracket
AGRI-8033



Ultra Flex-Pen
Front/Rear
Position Bracket
AGRI-8043



Side Position
Bracket
AGRI-8041



Connector
Pins
AGRI-8040

6' Connector Rail AGRI-8045

8' Connector Rail AGRI-8046



Quick-Lock Legs AGRI-8007

4' DryZone Slat Floor AGRI-8009

Imperial Dimensions/Weight 4' L x 2' W x 1.625" H 14 lbs.
Metric Dimensions/Weight 122 cm L x 61 cm W x 4 cm H 6.4 kg.



Flex-Hutch Position
Brackets AGRI-8044



DryZone Hardware
Kit AGRI-8042



SPECIFICATIONS

Width - Left to Right
Depth - Front to Back
Height - Bottom to Top

For precise measurements required for installation, please contact your Sales Representative or call us at 1-888-231-3575.

Front Gate Options



Ultra Flex-Pen Front Panel
AGRI-7110



Open Air Pen 36" Front Panel
AGRI-7129



Open Air Pen 48" Front Panel
AGRI-7127

Side Panel Options



Ultra Flex-Pen 5' Side Panel
AGRI-7105



Open Air Pen 5' Side Panel
AGRI-7205



Ultra Flex-Pen 6' Side Panel
AGRI-7106



Open Air Pen 6' Side Panel
AGRI-7206



Ultra Flex-Pen 7' Side Panel
AGRI-7107



Open Air Pen 7' Side Panel
AGRI-7207



48" Ultra Flex-Pens
in an indoor robotic operation



48" Ultra Flex-Pens
in a curtain barn

Rear Gate Options



Ultra Flex-Pen Front Panel
AGRI-7108



Wall Mount Brackets
AGRI-7102



Open Air Pen 36" Front Panel
AGRI-7130




Back to Back Pen Brackets
AGRI-7126



Open Air Pen 48" Front Panel
AGRI-7128



Group Connector Brackets
5' Bar: AGRI-7113
6' Bar: AGRI-7114
7' Bar: AGRI-7115



**48" Open Air-Pens
with Group Housing Bar
in a curtain barn**

Single Pen Specifications (4 panels)

Ultra Flex-Pens 5' Pen

Dimensions
Inside Dimensions
Total Weight

Imperial
50" W x 72" D x 45" H
46" W x 58" D x 45" H
104.8 lbs.

Metric
127 cm W x 182.9 cm D x 114.3 cm H
116.8 cm W x 147.3 cm D x 114.3 cm H
47.5 kg.

6' Pen

Dimensions
Inside Dimensions
Total Weight

Imperial
50" W x 84" D x 45" H
46" W x 70" D x 45" H
116 lbs.

Metric
127 cm W x 213.4 cm D x 114.3 cm H
116.8 cm W x 177.8 cm D x 114.3 cm H
52.6 kg.

7' Pen

Dimensions
Inside Dimensions
Total Weight

Imperial
50" W x 96" D x 45" H
46" W x 82" D x 45" H
130.8 lbs.

Metric
127 cm W x 243.8 cm D x 114.3 cm H
116.8 cm W x 208.3 cm D x 114.3 cm H
59.3 kg.

36" Open Air Flex-Pens 5' Pen

Dimensions
Inside Dimensions
Total Weight

Imperial
36" W x 72" D x 45" H
34" W x 58" D x 45" H
134 lbs.

Metric
91.4 cm W x 182.9 cm D x 114.3 cm H
86.4 cm W x 147.3 cm D x 114.3 cm H
60.8 kg.

6' Pen

Dimensions
Inside Dimensions
Total Weight

Imperial
36" W x 84" D x 45" H
34" W x 70" D x 45" H
148 lbs.

Metric
91.4 cm W x 213.4 cm D x 114.3 cm H
86.4 cm W x 177.8 cm D x 114.3 cm H
67.1 kg.

7' Pen

Dimensions
Inside Dimensions
Total Weight

Imperial
36" W x 96" D x 45" H
34" W x 82" D x 45" H
156 lbs.

Metric
91.4 cm W x 243.8 cm D x 114.3 cm H
86.4 cm W x 208.3 cm D x 114.3 cm H
70.7 kg.

48" Open Air Flex-Pens 5' Pen

Dimensions
Inside Dimensions
Total Weight

Imperial
48" W x 72" D x 45" H
46" W x 58" D x 45" H
151 lbs.

Metric
121.9 cm W x 182.9 cm D x 114.3 cm H
116.8 cm W x 147.3 cm D x 114.3 cm H
68.5 kg.

6' Pen AGRI-7146S

Dimensions
Inside Dimensions
Total Weight

Imperial
48" W x 84" D x 45" H
46" W x 70" D x 45" H
165 lbs.

Metric
121.9 cm W x 213.4 cm D x 114.3 cm H
116.8 cm W x 177.8 cm D x 114.3 cm H
74.8 kg.

7' Pen AGRI-7147S

Dimensions
Inside Dimensions
Total Weight

Imperial
48" W x 96" D x 45" H
46" W x 82" D x 45" H
173 lbs.

Metric
121.9 cm W x 243.8 cm D x 114.3 cm H
116.8 cm W x 208.3 cm D x 114.3 cm H
78.5 kg.

FLAP DUCT® VENTILATION SYSTEM



FLAP DUCT® Pre-Engineered Ventilation Tube System keeps air flowing in any structure. The FLAP DUCT builds on the best features of the FLIP DUCT Ventilation System to give producers even more control over ventilation requirements for a customized solution that shelters your biggest investment – your calves. They have been serving the farming community since 1997, are made in USA, and improve air quality and barn temperature for improved milk production.



Scan QR Code to see a video about Flap Duct

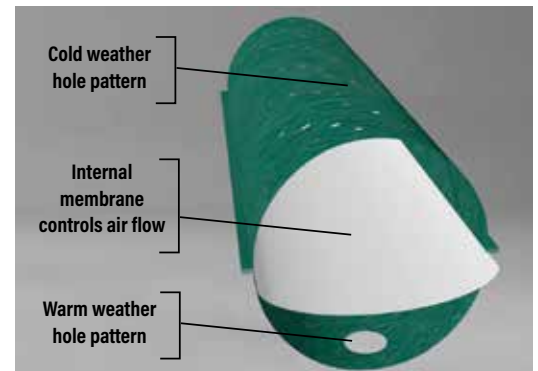


Key Advantages

- Easy, single-lever control
- Ideal for all seasons
- Customize airflow for your herd
- Adjust for warm or cold weather

The FLAP DUCT Ventilation System gives producers outstanding control over ventilation requirements for a customized solution that shelters your biggest investment – your calves.

Agri-Plastics understands that individual setups often need individualized solutions. With FLAP DUCT, the patented internal membrane can be adjusted up or down to adjust the airflow based on seasonal conditions with the simple flick of a lever.



With the membrane in the up position, high speed air showers calves during warm weather. Simply move the lever down to adjust the membrane to the bottom of the tube to deliver slow, non-drafty fresh air during cold weather.

Once installed, the membranes can be moved up or down to precisely control airflow based on your herd's needs in every season.

MILK BAR™ REVOLUTION NIPPLE



Milk Bar™ Revolution Snap On Nipple – A ground- breaking innovation for farms using bottle systems! The Milk Bar Revolution has five slits positioned on a circle to control the flow no matter which way the bottle is placed. These are extremely durable with a superior life span compared to any other bottle nipple. Calves drink at the right speed, produce lots of saliva and are very content after feeding.

Black Revolution Nipple
Per 1: AGRI-MBREV-1 • Box of 100: AGRI-MBREV
Yellow Starter Revolution Nipple
Per 1: AGRI-MBCOL • Box of 100: AGRI-MBCOL-2

- Benefits:**
- 5-slit opening controls milk flow
 - Minimizes cross sucking
 - Helps rumen development
 - Snaps on quickly and easily




Easy to use, long lasting and with an extraordinary improvement in calf performance, the Milk Bar Revolution Snap On Nipple is a must-have for farms using bottle systems!

The nipple snaps onto bottles easily, thanks to the unique natural rubber formulation. It stays securely in place allowing you to carry full bottles by the nipple. Wash with a gentle detergent like dish washing liquid. Not chorine compatible.



WE DON'T CUT CORNERS

"We Don't Cut Corners" reflects our commitment to superior design and quality in our wide body hutches and indoor pens. Unlike competitors, we prioritize calf welfare with ample space, durable materials, and thoughtful features. Our rectangular-shaped hutches offer more room for both calves and caretakers, enhancing comfort and health.



Wide Body Environment (WBE)

Improved Calf Interaction: Accommodates shoulder width and head height, making it easier for calves to turn around inside our calf hutches.

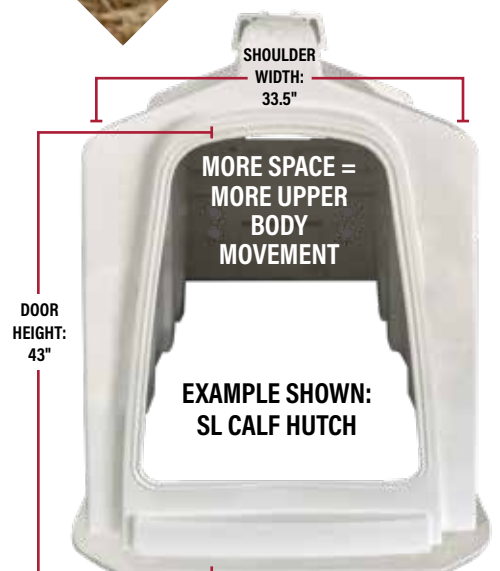
Enhanced Animal Welfare: Increased space creates a more open and less restrictive environment, benefiting both calves and caretakers. This improved space fosters better well-being for your calves and provides more room for your team.

Wider Indoor Calf Pens: Our standard indoor calf raising pens feature 48" centers, rather than 46" centers.

Stronger, More Durable Design

More Calf Room: Straighter side walls reduce taper, offering calves additional room and enhanced comfort.

Stronger Plastic: Agri-Plastics manufactures the world's toughest calf housing products using high-grade, color-compounded plastic. This ensures exceptional durability, longevity, and a robust opaque color.



INFO@CALFHUTCH.COM
1-888-231-3575 · CALFHUTCH.COM

AGRI-PLASTICS
The Calf Housing Specialist®